

*TAMPA AFTER-SCHOOL ALL-STARS  
MEMORIAL*

**2017  
2018** SUMMATIVE  
EVALUATION



**21<sup>ST</sup> CENTURY COMMUNITY LEARNING CENTERS**  
AUGUST 15, 2018





**COPYRIGHT 2018**

*Center for Assessment, Strategic Planning, Evaluation and Research*



All materials and writings contained in this evaluation are protected by United States copyright law and may not be reproduced, distributed, transmitted, displayed, published or broadcast without the prior written permission of The Center for Assessment, Strategic Planning, Evaluation and Research (d.b.a. CASPER). Any questions regarding this evaluation may be directed to Dr. Charles Byrd, President and CEO of CASPER ([www.CasperFL.com](http://www.CasperFL.com)).



# TABLE OF CONTENTS

<b>TABLE OF CONTENTS.....</b>	<b>4</b>
<b>THE NEED FOR QUALITY AFTERSCHOOL PROGRAMMING .....</b>	<b>7</b>
The Universal Need for Afterschool .....	7
The Need for STEM Education Afterschool.....	8
The Opportunity Gap .....	13
Specific Needs.....	14
Types of Afterschool Programming.....	15
<b>THE 21ST CENTURY COMMUNITY LEARNING CENTER INITIATIVE.....</b>	<b>16</b>
The 21st CCLC Initiative .....	16
Benefits of Afterschool Programming.....	19
Impact of Afterschool in Florida.....	20
<b>ENHANCING QUALITY THROUGH SUMMATIVE EVALUATION .....</b>	<b>24</b>
The Evaluation Process .....	24
External Evaluator - Qualifications .....	26
The Summative Evaluation .....	27
<b>OVERVIEW AND HISTORY OF A HIGH-QUALITY 21<sup>ST</sup> CCLC PROGRAM .....</b>	<b>28</b>
The Tampa ASAS (Memorial) 21st CCLC Program History .....	28
History of Experience in Afterschool Services.....	29
Proactive Planning: Tampa ASAS (Memorial) .....	30
<b>PROGRAM LEADERSHIP AND STAFF CHARACTERISTICS.....</b>	<b>33</b>
Staff Turnover.....	36
Student-to-Staff Ratios .....	36
Certified Teachers .....	37
Staff Development and Training .....	37
<b>PARTNERSHIPS AND PROGRESS TOWARDS SUSTAINABILITY.....</b>	<b>39</b>
Program Partnerships and Sustainability.....	39
New Partnerships.....	42
Partner Upkeep .....	42

21 <sup>st</sup> CCLC Advisory Board.....	43
Programmatic Information Dissemination.....	44
<b>21<sup>ST</sup> CCLC PROGRAM OPERATIONS.....</b>	<b>45</b>
Required Program Operations .....	45
Summer 2017 Operations .....	45
2017-2018 Academic Year Operations.....	46
Supplemental Snack and Meal Requirement .....	47
Safety Requirements .....	48
<b>STUDENT ENROLLMENT AND STUDENT ATTENDANCE.....</b>	<b>49</b>
Student Recruitment and Enrollment .....	49
21st CCLC Required Target Populations.....	49
Proposed Target Population.....	50
Student Enrollment.....	51
Regular Student Attendance.....	52
Average Daily Attendance.....	54
Student Service Hours .....	55
<b>STUDENT AND FAMILY DEMOGRAPHICS .....</b>	<b>57</b>
Student Participant Characteristics.....	57
School Grade Levels of Student Attendees.....	57
Race and Ethnicity of Student Attendees .....	59
Student Gender Distribution .....	60
Student Special Services Distribution.....	61
Age of Students.....	62
<b>OBJECTIVES AND OUTCOMES: STUDENT AND ADULT IMPACTS .....</b>	<b>64</b>
Federal and State Performance Indicators.....	64
Federal GRPA Indicators.....	64
Program-Specific Objectives .....	66
21 <sup>st</sup> CCLC Program Purpose and Focus .....	66
Need-Based Student Objectives .....	68
Overview of Structured Activities .....	69



Objective Progress: State Standardized Assessments.....	72
Prior Year State Assessments (2016-2017) .....	74
Current Year State Assessments (2017-2018) .....	75
Objective Progress: Academic Course Grades.....	78
Reading / English Language Arts Course Grades.....	81
Mathematics Course Grades .....	82
Science Course Grades .....	84
Objective Progress: Pre-Post Assessments .....	85
Stakeholder Surveys: Statewide Parent Survey .....	88
Stakeholder Surveys: Adult Literacy Performance.....	91
Stakeholder Surveys: Student Satisfaction Survey.....	92
Stakeholder Surveys: Teacher Survey of Progress.....	95
Student Snapshot .....	98
Data Quality and Student Inclusion.....	99
Continuous Assessment.....	99
Progress Towards Objectives: Determination .....	100
<b>LESSONS LEARNED AND RECOMMENDATIONS .....</b>	<b>114</b>
Lessons Learned .....	115
Lesson Learned: Establish Tradition and Presence.....	115
Lesson Learned: Develop Strong Curriculum and Activities .....	115
Standardized Program Expectations.....	115
Recommendations for Improvement .....	116
Improve Average Daily Attendance .....	116
Improve Regular Student Attendance .....	117
Increase Focus on Integrated Mathematics Activities .....	117
Enhance Career Exploration Integration .....	118
Improve Adult Family Member Participation.....	118
Enhance Administration of Multi-Point Assessments .....	119



## Section 1

# THE NEED FOR QUALITY AFTERSCHOOL PROGRAMMING

## *THE UNIVERSAL NEED FOR AFTERSCHOOL*

The National Center for Education Statistics (2018) reports that, across the United States, 56.9 million students in over 13,000 public school districts attended over 98,000 public elementary and secondary schools, with an additional 5.9 million students attending approximately 35,000 private schools. With such staggering numbers of students, it is not surprising that a growing number of children are left alone and unsupervised after the regular school day ends, with an estimated seven million "latch-key" children in the United States alone. Indeed, the substantial gap between parents' work schedules and children's school schedules has long been considered to be over 20 hours per week (Reno & Riley, 2000; Seligson, 1991). This supervision gap has continued to grow alongside increases in contemporary social issues such as divorce rates, single-parent families, and families where both parents work outside the home (Nash & Fraser, 1998; Sanacore, 2002), with the most recent "America After 3PM" survey (2014) showing 20% of children (11.5 million across America) do not have someone to care for them afterschool. This includes more than 800,000 elementary school students and 2.2 million middle school students caring for themselves.

Such supervision gaps are critical to a child's social, emotional, and academic development, as research has clearly and consistently demonstrated that inadequate or non-existent care occurring during after-school hours can lead to a vast array of negative outcomes. For instance, when compared to children and teens regularly participating in constructive, supervised activities after school, children without adequate supervision are more susceptible to negative peer pressures (such as drugs, crime, violence, and sexual activities), display increased problem behaviors, receive lower grades, and drop out of school more often (Baker & Witt, 1996; Reno & Riley, 2000). The "America After 3PM" survey (2014) found nine in ten parents (88 percent) with a child in an afterschool program agreed that the programs helped children develop social skills through interaction with their peers and 83 percent agreed that afterschool programs helped reduce the likelihood that youth engaged in risky behaviors, such as committing crime, using drugs, or engaging in sexual activities. Clearly, providing comprehensive, well-



organized, and supervised activities during the aforementioned gap is critical to ensure the safety and proper development of America's youth.

Certainly, a great need exists for after school activities that provide appropriate youth supervision and involvement. Academic literature supports that children and parents are well-served by carefully organized and supervised youth programs during after school hours. These programs can extend social, educational, and recreational activities for children, while protecting them from unhealthy environments (Posner & Vandell, 1994; Riley, 1994). Although there is no established formula for quality after-school programs, most successful programs typically combine academic, recreational, physical, and artistic elements in a curriculum designed to engage youth in a variety of structured and supervised activities. The activities can fulfill numerous needs of children, families, and communities, while also providing safe and positive environments to nurture the cognitive, social, physical, and emotional development of youth (Reno & Riley, 2000). Consensus usually exists among program administrators that these curriculum components serve the following four key program objectives: (1) scholastic development, grade improvement, and increased performance on standardized tests (e.g., disguised learning, homework assistance, academic remediation, career awareness, and technology education); (2) improve behavior and develop social skills (e.g., behavior modification, character development, social skills education, conflict resolution; and substance abuse education); (3) provide a caring and safe environment, thus reducing negative impacts of unsupervised activities and allowing parents to be less worried about their child's safety after school, more appreciative of their child's talents, and more comfortable concentrating on their vocations (Wallace, 2002); and (4) provide children with personal inspiration, thus improving feelings of self-worth, self-concept, self-confidence, overall self-esteem, and self-perceptions of ability (Davis, 2001; Sanacore, 2002; Sanderson, 2003), as well as motivation to succeed in life and school.

---

### *THE NEED FOR STEM EDUCATION AFTERSCHOOL*

Throughout the Nation, educational leaders and afterschool providers are fully embracing Science, Technology, Engineering and Math (STEM) activities to help prepare students for success in future college and career opportunities. Certainly, it is well-known that America's increasingly knowledge-based economy is driven by innovation, the foundation of which lies in a dynamic and well-educated workforce equipped with STEM knowledge, skills, and abilities. Indeed, according to the U.S.





Bureau of Labor Statistics, 15 of the 20 fastest growing jobs will require substantial math or science preparation. Going forward, more jobs will require, at minimum, a basic understanding of scientific and mathematical principles, a working knowledge of computer hardware and software, and problem solving skills enhanced through afterschool STEM learning activities.

---

“A new workforce of problem-solvers, innovators, and inventors who are self-reliant and able to think logically is one of the critical foundations that drive innovation capacity in a state. A key to developing these skills is strengthening science, technology, engineering, and math (MATH) competencies in every K-12 student.”

— National Governors Association: *Building a Science, Technology, Engineering, and Math Agenda*

---

Policymakers across the country continue to recognize the need to dramatically increase student STEM achievement and knowledge beginning with K-12 education, thus forming the foundation for the “talent pipeline.” However, Florida data show a disparate situation when compared to national data. For instance, the most recent results of the National Assessment of Education Progress (NAEP; 2017) provided by the United States Department of Education show that only 48% of Florida 4<sup>th</sup> graders and 29% of Florida 8<sup>th</sup> graders are “at or above proficient” in mathematics – with 4<sup>th</sup> grade higher than the national average (40%) and 8<sup>th</sup> grade significantly (33%) lower than the national average. Similarly, the most recent NAEP data (2015) show only 42% of Florida 4<sup>th</sup> graders and 33% of Florida’s 8<sup>th</sup> graders were “at or above proficient” in science. With a national average of 38% and 34%, respectively, the entire Nation is struggling with science performance in an increasingly science-based society.

In addition to national exams and course enrollment, Florida’s challenges in STEM education are also evidenced within the most recent (2016-2017) statewide, standards-based, Florida Standards Assessment in Mathematics (FSA) and Florida Comprehensive Achievement Test in Science (FCAT 2.0). As shown in Table 1-1, when aggregating all students across all schools with available data from the 2017 statewide testing, a clear demonstration of need emerges. Specifically, an average of only 58.4% of all Florida students are at or above “proficiency” in mathematics, while an average of only 53.1% are at or above “proficiency” in Science – both lower than proficiency rates in 2015 and 2016. This is certainly a troubling situation in Florida (and likely across the country), but is an area where project-based learning, hands-on learning, and experiential learning have become a hallmark of strong interventions and improvements in mathematics and science performance across all students. Afterschool programs provide one of the best methods for implementing such interventions and improving student outcomes, particularly structured programming provided through the 21<sup>st</sup> CCLC initiative.



*Table 1-1: Florida Student Proficiency in Math and Science (2017)*

	% Proficient Mathematics	% Proficient Science	% Proficient ELA	Number of Schools
Elementary School	61.1%	51.0%	54.9%	1,836
Middle School	56.3%	50.3%	52.4%	572
High School	49.6%	65.4%	53.7%	483
Combination Schools (e.g., K-8)	58.5%	53.2%	57.9%	441
<b>OVERALL</b>	<b>58.4%</b>	<b>53.1%</b>	<b>54.7%</b>	<b>3,332</b>

Source: Florida Department of Education, *School Accountability Reports (2017)*.

While data across all students presents troubling findings about the apparent readiness of students across Florida, data findings compared across student demographic sub-groups are even more concerning. Indeed, research has shown that there often exist large achievement gaps between schools with high levels of “traditionally defined minority” students and those with high levels of poverty. For instance, the U.S. Department of Education (National Center for Education Statistics, 2018) reports that national data show the achievement gap in reading between White students and Black students (as defined by the US Department of Education) in 4<sup>th</sup> grade remained unchanged from 27 points in 1992 to 27 points in 2017, while the achievement gap among 8<sup>th</sup> graders increased from 26 points in 1992 to 27 points in 2017. Unfortunately, the reading achievement gap increased from 24 points to a staggering 30 points for 12<sup>th</sup> grade students. National data for Hispanic students showed performance rates slightly higher than their Black peers, with the achievement gap between Hispanic and Black students being 3 points for 4<sup>th</sup> grade students and 5 points for 8<sup>th</sup> grade students in 2017. Such achievement gaps are even more staggering when realizing, across the country, that only 18% of Black 8<sup>th</sup> graders and 45% of white 8<sup>th</sup> graders are proficient in reading, while only 13% of Black 8<sup>th</sup> graders and 44% of white 8<sup>th</sup> graders are proficient in mathematics.

Such achievement gaps are important to understand given that, within the State of Florida, many communities and schools are “minority-majority” schools, wherein the “minority” student population outnumbers the traditional “majority” population. In fact, based on data obtained from the Florida Department of Education, across all schools in the state of Florida, students from traditional “minority” groups compose 61.3% of the entire K-12 population of over 2.8 million students in 2017, with 61.8% of all 3,332 Florida schools having over 50% of students from these traditional “minority” groups. As shown in Table 1-2, on average, Florida schools with at least 50% “minority” rates (i.e., minority-majority schools) are significantly lower in mathematics, science, and



ELA proficiency scores than low-minority schools – with all three subjects at least 15 percentage points lower in the majority-minority schools. This significant achievement gap holds true at each level of schooling (i.e., elementary, middle, and high school).

**Table 1-2: Proficiency in Math and Science by School Minority Rate (2017)**

	<b>“Minority-Majority” Schools</b>				<b>Low-Minority Schools</b>			
	Prof. in Math	Prof. in Science	Prof. in ELA	# Schools	Prof. in Math	Prof. in Science	Prof. in ELA	# Schools
Elementary	56.3%	44.5%	48.9%	1163	71.4%	65.6%	67.4%	177
Middle	50.5%	45.2%	47.6%	359	69.5%	60.9%	62.4%	55
High	45.1%	61.4%	50.1%	276	61.7%	73.9%	61.2%	54
Combination	54.2%	47.7%	53.3%	262	65.3%	62.7%	65.6%	78
<b>OVERALL</b>	<b>53.7%</b>	<b>47.2%</b>	<b>49.3%</b>	<b>2060</b>	<b>68.5%</b>	<b>65.5%</b>	<b>65.4%</b>	<b>364</b>

*Note: “Minority-Majority” schools have at least 50% of overall student population identified from traditionally defined minority populations, while “Low Minority” schools have no more than 25% from these populations. Source: Florida Department of Education, School Accountability Reports (2017).*

In addition to proportions of traditional “minority” students, research also suggests that schools with high percentages of low-income students also tend to struggle in academic subjects more than schools with higher average income levels, with a common research focus being on STEM subjects (math and science). Within Florida, an astonishing 58.1% of the entire student population qualifies for Free or Reduced Price Lunch (FRPL), a national indicator of low-income status (FLDOE, 2017). As with ethnic minority status, as shown in Table 1-3, Florida schools with predominantly low-income students (50%+ FRPL) showed significantly lower performance in all academic subject assessments (i.e., mathematics, science, and ELA) than did schools with less than 50% proportion of low-income students. Also, consistent with ethnic minority rates, students in “low income” schools had significantly lower performance across all levels of schooling (i.e., elementary, middle, and high) than those in “non-low-income” schools.

Ultimately, Florida appears to be failing to adequately develop STEM skill sets and STEM interest among the state’s K-12 student population, thus reducing the chances that Florida students will eventually work in the wide range of state industries and emerging segments of the innovation economy. In fact, as established by Florida’s Ad-Hoc Sub-Committee on K-12 STEM Education (2009), Florida’s business community has expressed serious concerns about looming shortages of high-quality engineers, scientists, information technology workers, and technicians of all types, as well as how such



shortages will adversely impact the state's economy. Moreover, even if K-12 students do not enter the STEM field, research indicates that all K-12 students can still benefit from a relevant STEM education, both in terms of productivity in the workplace and achievement in post-secondary education.

**Table 1-3: Proficiency in Math and Science by Low-Income Rate (2017)**

	<b>"Low=Income" Schools</b>				<b>Non-Low-Income Schools</b>			
	Prof. in Math	Prof. in Science	Prof. in ELA	# Schools	Prof. in Math	Prof. in Science	Prof. in ELA	# Schools
Elementary	56.5%	45.8%	49.3%	1425	77.2%	69.3%	74.8%	411
Middle	49.1%	43.9%	45.6%	428	77.3%	68.5%	72.1%	144
High	42.9%	59.6%	46.5%	321	62.5%	76.6%	67.4%	162
Combination	50.9%	44.9%	49.0%	268	70.6%	66.5%	72.0%	173
<b>OVERALL</b>	<b>53.0%</b>	<b>47.1%</b>	<b>48.3%</b>	<b>2442</b>	<b>73.4%</b>	<b>70.0%</b>	<b>72.5%</b>	<b>890</b>

*Note: "Low Income" schools are those having at least 50% of students on Free or Reduced Price Lunch. "Non Low Income Schools" are those with less than 50% of students qualifying for FRPL. Source: Florida Department of Education, School Accountability Reports (2017) Results are similar when using the federal cut-off for Title I School-Wide Program Schools (40% Free or Reduced Price Lunch).*

The impact of such achievement gaps between Florida and other states, as well as within Florida among specific student populations, cannot be understated. Research shows that many elementary school students lose interest in and understanding of STEM subjects prior to reaching middle and high school grades. The loss of STEM interest and understanding is secondary to a wide range of intertwined circumstances, such as increased focus on higher-stakes subjects of reading and writing; use of highly formalized educational processes during the school day (e.g., pacing guides); and focus on assessments as performance evaluations for faculty. Certainly, there is great debate about the primary reasons for decreased interest and understanding of STEM among K-12 students, yet there is general consensus that afterschool programming can provide the informal, hands-on, high-engagement science education activities necessary to boost interest and understanding. Given that afterschool programs in Florida have a long-standing relationship in working directly with students from high-minority and low-income schools, structured afterschool programming can provide unique opportunities to decrease achievement gaps though building collaborations and partnerships for innovative, informal, afterschool STEM education efforts.

---

## *THE OPPORTUNITY GAP*

In addition to achievement gaps across various sub-groups, there also exists a tremendous opportunity gap between white students and those of traditional ‘minority’ groups (e.g., African American / Black and Hispanic / Latino(a) students). Unfortunately, in Florida and across the Nation, a double-edged disadvantage is common, with African-American and Hispanic children significantly more likely to live in poverty and live in neighborhoods with low-performing schools (Hernandez, 2011). Indeed, a number of studies link living in poverty with academic struggles and increased dropout rates, largely secondary to a lack of resources available to the children and families, such as academic support, positive role models, strong mentors, financial support, and emotional support (Isaacs & Magnuson, 2011). Specific to financial support, the Urban Institute (2014) found a growing wealth disparity between white families and African-American and Hispanic families, with the average difference in wealth growing from \$230,000 in 1983 to over \$500,000 in 2010. This wealth gap helps explain some of the divergence in opportunities between upper-income families and lower-income families. For instance, in the last 40 years, upper-income families have increased their spending on out-of-school activities by \$5,300 per year, while lower-income families increased by only \$480 per year (Brooks, 2012).

To help close this opportunity gap, afterschool and summer learning programs can provide valuable services, such as low-cost (or free) safe and supervised environments, academic enrichment opportunities, and healthy snacks and meals. The Afterschool Alliance (2013) found that 84% of afterschool programs serving predominantly African-American youth and 70% of programs serving predominantly Hispanic youth reported an increase in enrollment in the past three years due to greater demand for services for children, such as provision of food or access to technology. Moreover, African-American and Hispanic parents of children not enrolled in an afterschool program were significantly more likely than the general population to say they would enroll their children in an afterschool program if one were available – with 61% (4.1 million) African-American parents saying that they would enroll their children in quality afterschool programs if programs were available and 50% (4.2 million) Hispanic parents saying they would enroll their children if programs were available. The demand for summer learning is even higher, with 75% of African-American and 70% of Hispanic families saying they would enroll their children in a summer learning program, if one were available to them.



However, the America After 3PM (2014) report shows parents in low-income and minority households were also more likely to report a lack of available afterschool programs in their community, more likely to perceive cost as a significant barrier to participating in the already limited opportunities, and more likely to cite location and transportation as an additional barrier to participation. Unfortunately, the Afterschool Alliance also revealed that the majority of afterschool providers (particularly those serving African-American and Hispanic children) have budgets insufficient to meet the needs of families and communities. Nationally, unmet demand is nearly twice as high as current participation, with approximately 19.4 million children in families where afterschool programming is desired, but not available. In Florida alone, the Afterschool Alliance (2017) reports an even more dire situation, with 627,430 students enrolled in afterschool programs (with an estimated 64,541 in 21<sup>st</sup> CCCL programs), but 1,031,509 are on wait lists and/or actively searching for an affordable afterschool program within their area – meaning approximately two-thirds of Florida youth needing afterschool programs are not receiving this important opportunity, with over 500,000 children left unsupervised and alone after the school day ends. Although the cost of structured afterschool programs can cost approximately \$1,000 per student per year (based on the Afterschool Alliance estimation for 21<sup>st</sup> CCLC programs), given the high demand for programming and the struggles with affordability, it is not surprising that 89% of families in Florida support the use of public funding for afterschool programming. Moreover, 65% of families feel afterschool programming helps excite children about learning, 77% say afterschool reduces the likelihood that children will engage in risky behavior, and 84% of families say afterschool programming helps them keep their jobs. Most certainly, the need for afterschool programs far surpasses the availability for such opportunities.

---

### *SPECIFIC NEEDS*

In addition to general needs, it is imperative that high-quality afterschool programs provide activities that address specific needs of the students, families, schools, and communities served by the program. The most structured and comprehensive afterschool programs require academic components to be based on scientifically based research, and all non-academic activities to be designed to reinforce and complement the regular academic program of participating students. Indeed, all activities and services provided within this 21st Century Community Learning Center (CCLC) program are based on established needs, aligned to specific objectives, and contain an established set of continuous performance measures to ensure high-quality academic and enrichment opportunities. The specific needs for this program can be found within the approved



grant application, and are not restated within this report. Objectives and performance metrics are detailed in future sections of this report.

---

### *TYPES OF AFTERSCHOOL PROGRAMMING*

It is important to distinguish between three major types of after school programs. Child Care and Day Care (or “after care”) programs are typically the least structured programs with a primary focus on providing a supervised place for children while parents are still in work. Extracurricular programs are typically more structured, school-run programs with a primary focus in single areas (e.g., after school band, football, debate, etc.). Finally, “afterschool program” (or “Extended Learning Program”) is a term typically used to describe the most structured types of programs offering a wide breadth of activities to enrich the minds and bodies of participating students. The latter are those programs generally included in research studies and are more likely to receive federal, state, and local funding. Ultimately, 21st CCLC programs, including the one at focus of this evaluation, are some of the most structured, comprehensive, and diverse afterschool programs in Florida. Within Florida, 21<sup>st</sup> CCLC programs follow a highly structured model of educational enrichment and personal development through research-based and/or scientifically based programming and activities that serve the whole child, their families, and the communities where they reside.



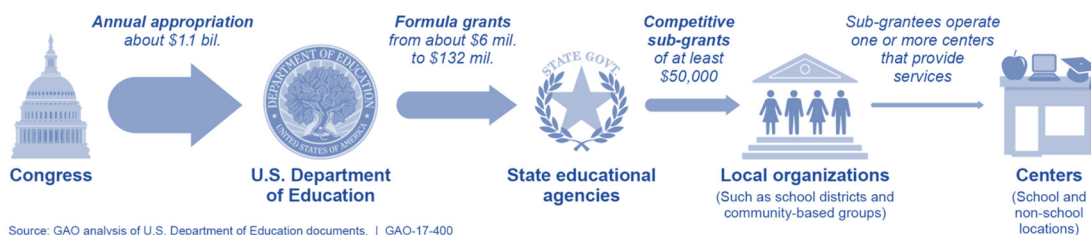
## Section 2

# THE 21ST CENTURY COMMUNITY LEARNING CENTER INITIATIVE

## THE 21ST CCLC INITIATIVE

The national need for structured afterschool programming spawned the creation of the 21<sup>st</sup> Century Community Learning Centers (CCLC) initiative in 1994, when the U.S. Congress authorized the establishment of the federal afterschool programs. In 1998, the 21<sup>st</sup> CCLC program was refocused on supporting schools to provide school-based academic and recreational activities during after school hours, summer, and other times when schools were not in regular session. The development of the *No Child Left Behind Act of 2001* brought further political focus and federal funding to after school programs, which signified the beginning of federal funding aimed at directly addressing the need for after school programs in a systematic manner. Total federal funding began with \$750,000 in 1995 and has grown to approximately \$1.212 billion dollars in 2018 (United States Department of Education, 2018). Figure 2-1 (obtained from the United States Government Accountability Office, GAO-17-400, 2017) shows the relatively complex process by which funds are awarded to individual programs.

*Figure 2-1: Overview of the 21<sup>st</sup> CCLC Grant Process (Federal to Local)*



The 21st Century Community Learning Center (21<sup>st</sup> CCLC) initiative, as outlined in federal law, is an opportunity for students to enhance and reinforce academic lessons of the regular school day, while also allowing them to learn new skills and discover new opportunities after the regular school day has ended. As described by the US Department of Education, the focus of this program “is to provide expanded academic enrichment opportunities for children attending low performing schools. Authorized under Title IV, Part B of the Elementary and Secondary Education Act (ESEA; 2015), as amended by

the Every Student Succeeds Act (ESSA) (20 U.S.C. 7171-7176; 2015), the specific purposes of this federal program are to:

*(1) provide opportunities for academic enrichment, including providing tutorial services to help students, particularly students who attend low-performing schools, to meet the challenging State academic standards;*

*(2) offer students a broad array of additional services, programs, and activities, such as youth development activities, service learning, nutrition and health education, drug and violence prevention programs, counseling programs, arts, music, physical fitness and wellness programs, technology education programs, financial literacy programs, environmental literacy programs, mathematics, science, career and technical programs, internship or apprenticeship programs, and other ties to an in-demand industry sector or occupation for high school students that are designed to reinforce and complement the regular academic program of participating students; and*

*(3) offer families of students served by community learning centers opportunities for active and meaningful engagement in their children's education, including opportunities for literacy and related educational development.*

Since the inception of the federal 21<sup>st</sup> CCLC initiative, Florida's 21<sup>st</sup> CCLC programs have been among the most structured and diverse out-of-school programs for students attending Florida's low-income, Title I school-wide-program-eligible schools. In 2017, the Florida Department of Education (FLDOE) revised the requirements for eligible schools to those receiving a school-grade (calculated and provided by the FLDOE) of a "D" or "F" in the academic year prior to the submission of the competitive application (private schools were not eligible as primary targets, as they do not receive school grades in Florida, but could be served as secondary targets for student participants). This change was expected, as Title I school-wide eligibility and income status of families were removed from eligibility requirements within federal law and, as such, were also removed from criteria included by the FLDOE within the 2017 competitive proposal process. However, regardless of the changes to eligibility criteria and given overall performance of low-income schools noted in the prior section, it is not surprising that most schools from which students are targeted remain low-income and eligible for school-wide Title I supports in their respective districts. Overall, Florida remains focused on providing some of the most structured, wrap-around, and diverse out-of-school programming to students attending the state's most at-risk public schools and residing in the most at-risk communities.



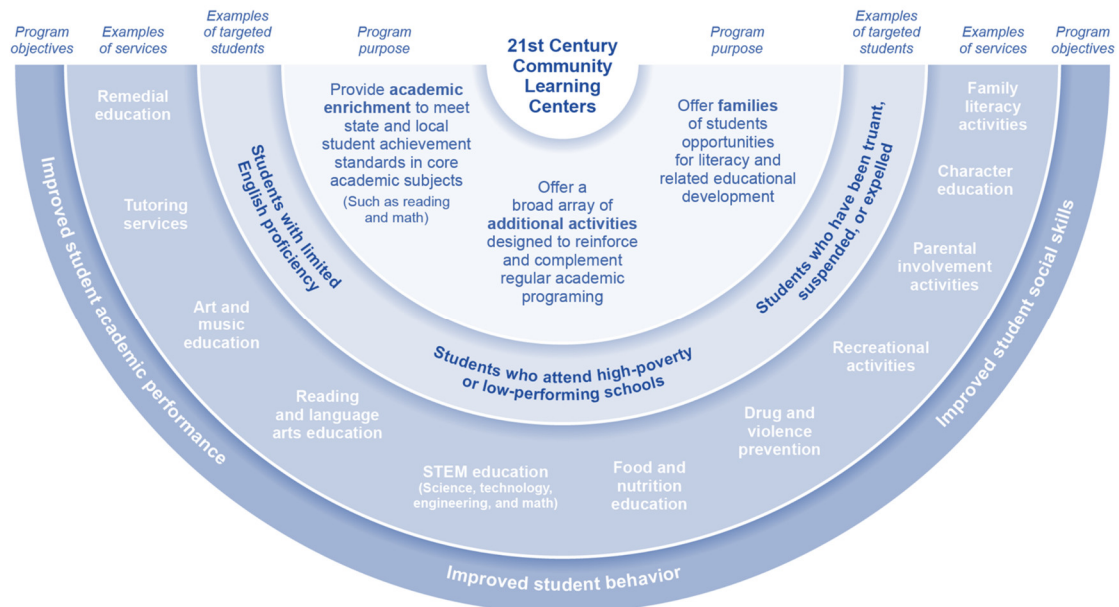
While the FLDOE allows some flexibility in operations, particularly for programs serving middle school and high school students, there are some expectations and best-practices established by the Florida Department of Education, the Florida After School Alliance (FASA), and the Florida Afterschool Network (FAN). In essence, the greatest success is found with 21<sup>st</sup> CCLC program that operate for the entire 36 weeks of the academic year, as well as at least four (4) days and 12 hours per week. In addition, it is widely accepted that a 5-day and 15-hour-per-week program provides for the best model to allow snack/dinner, health/wellness, personal enrichment, and an hour of academic support (e.g., project-based learning, problem-based learning, etc.).

Regardless of the operational hours and grade levels of participating students, all 21<sup>st</sup> CCLC programs are required to provide each attending student a full repertoire of wrap-around services. In keeping with federal law, the FLDOE expects these services to include (1) academic remediation in reading, math, and science; (2) personal enrichment to improve academic success and educational achievement; and (3) literacy education and/or other educational development for adult family members of participating students. Older programs are required and newer programs are encouraged to ensure that all academic remediation activities are project-based, fun, creative, engaging, and enhancements to the lessons provided during the regular school day.

In addition to academic activities, 21<sup>st</sup> CCLC programs are expected to provide a variety of personal enrichment activities from the following categories allowed under federal law: (1) physical education; (2) dropout prevention and character education; (3) service learning; (4) tutoring (e.g., homework help) and mentoring; (5) arts and music education; (6) entrepreneurial education; (7) programs for limited English proficient students; (8) telecommunications and technology education; (9) expanded library service hours; and/or (10) drug and violence prevention and/or counseling. In addition to wrap-around services for each participating student, 21<sup>st</sup> CCLC programs must also assure the FLDOE that: (1) all targeted students receive services regardless of special need, (2) services are provided with safe and well-planned program facilities and transportation services, (3) there will be a high level of communication with student's schools, (4) adequate professional development will be provided for employed staff, and (5) daily snacks/meals will be provided to all participating students using other funding sources.

In essence, 21<sup>st</sup> CCLC programs provide structured, academically-focused, safe learning environments for students during non-school hours. As shown in Figure 2-2 (obtained from the United States Government Accountability Office, GAO-17-400, 2017), the 21<sup>st</sup> CCLC Program includes a wide variety of wrap-around services and activities for students and family members.

Figure 2-2: Overview of Objectives and Activities of 21<sup>st</sup> CCLC



Source: GAO analysis of U.S. Department of Education documents. | GAO-17-400

## BENEFITS OF AFTERSCHOOL PROGRAMMING

Research on the benefits of afterschool programs are generally limited to highly structured programs. With this caveat, research often shows a number of positive impacts on children and families, often depending on the types of activities offered. The most common benefit, spanning all activities and programs, is that children are kept safe and out of trouble. Many studies have shown that children in afterschool programs have a reduced incidence of juvenile delinquency, violence, and drug use. In addition, research has shown the following benefits of regular participation in a high-quality program:

- Gains in academic grades, standardized test scores, and quality of school work.
- Improved motivation and dedication to school and learning.
- Enhanced creativity and interest in school.
- Improved in-school behaviors and greater self-reported control over behaviors.
- Reduced stress for students and parents.
- Improved self-esteem, self-efficacy, and greater hope for the future.
- Improved well-being, improved physical fitness, and decrease in obesity.
- More connection to the community (particularly with service learning).



Afterschool programs can also offer many intangible benefits, such as the opportunity to engage in activities that help children realize they have something to contribute; the opportunity to work with diverse peers and adults to create projects, performances, and presentations; and the opportunity to develop a vision of life's possibilities that, with commitment and persistence, are attainable.

---

### *IMPACT OF AFTERSCHOOL IN FLORIDA*

Recent research has found strong evidence that afterschool programs, in general, can provide for both the academic and personal needs of participating students. Quality afterschool programs support Florida's state and local goals in education, economic development, child development, delinquency and gang prevention by providing structured learning environments for students outside the regular school day. Florida's local citizens in major cities have repeatedly expressed overwhelming support of afterschool programs by voting for local tax to support afterschool and child development programs - with most voting for permanent taxing for these efforts. Such investments in quality afterschool have been fueled, in part, by research demonstrating the effectiveness of such programs. Unfortunately, even with over \$200M in afterschool programming in Florida, over 500,000 of Florida's K-12 youth are responsible for taking care of themselves after school, and over 1,000,000 would enroll in an afterschool program if one were available and affordable. These children spend an average of 15 hours per week engaged in unsupervised activities afterschool. A brief summary of some of the more recent research findings follows:

- In the America After 3 PM survey, Florida parents/guardians were asked about their children's regular participation in various afterschool care arrangements, with a special focus on afterschool program participation and satisfaction. The survey addressed afterschool program need and availability and sought to reveal the major barriers to afterschool program participation. The survey found that: (1) almost 750,000 (25 percent) K-12 youth are responsible for taking care of themselves after school and spend an average of 15 hours per week unsupervised afterschool; (2) 841,951 (36%) children are not in afterschool programs but would likely participate in an afterschool program if it were available in their community, regardless of their current care arrangement; and (3) more than 22,000 school age children are on waiting lists for subsidized afterschool services.
- Wesley College evaluated the Jacksonville TEAM UP program (one of the largest providers in Florida) and found: (1) better attendance rates than the rest of the



students in their schools who do not attend TEAM UP (12.7% better in elementary; 6.2% better in middle); (2) better promotion rates than other children in their schools who do not attend TEAM UP (1.3% better in elementary school; 3.8% better in middle school); (3) better FCAT performance with the rate of TEAM UP students who scored at Levels 3, 4 or 5 on the FCAT being 5.8% higher in elementary school and 1.5% higher in middle school than for the overall population in their schools; and (4) of the 2,400 children in the program 30 days or more, 83.4% were promoted to the next grade level on time.

- The University of Florida (Zhang & Byrd) evaluated the 21<sup>st</sup> Century Community Learning Centers and found (1) 32.9% of 21<sup>st</sup> CCLC students improved their math scores on standardized tests and 43.5% maintained their score level; (2) 35.1% improved their reading scores on standardized tests while 44.1% maintained their score level; and (3) 80.2% of the teachers surveyed believed kids in the 21<sup>st</sup> CCLC programs improved their overall academic performance. University of Florida researchers also found a protective effect of the 21<sup>st</sup> CCLC afterschool programs, wherein students may have been relatively equal to their peers at the beginning of the year, but demonstrated higher performance by the end of the academic year than the same peers with which they were compared.
- A Florida Tax Watch Study of all Boys and Girls Clubs of Florida found (1) overall achievement levels in terms of learning gains in reading and mathematics for Club members was greater than that of their peer reference group or the state student population; (2) members had lower rates of absenteeism at all grade levels; (3) the dropout rate for Club members was lower than that of both their peer reference group and the state student population; and (4) the graduation rate for Club members from all ethnic backgrounds met or exceeded the statewide K-12 population and comparable to that of the peer reference group. The Florida Tax Watch study also found that the average annual income of members graduating from high school rises by \$6,935 (2005 dollars). If the state dropout rate matched that of the Boys and Girls Clubs, the annual increased earnings would total over \$78 million. Beyond high school, the average annual income rises by \$13,109 for persons with some college, and \$23,396 for persons graduating college. The Florida Legislative Office of Program Policy Analysis and Governmental Accountability (OPPAGA) found that elementary and middle school participants in the Boys and Girls Clubs performed better on the FCAT in reading (elementary school only) and math at grade level versus a comparison group of students who were not in quality afterschool programs.



- The Ounce of Prevention evaluation of Florida's YMCAs program inventoried 478 teachers of afterschool students and found: (1) 85% of the children's comprehension improved due to the afterschool programming; (2) 86.3% of the children's fluency improved due to afterschool programs; (3) 76.7% achieved a minimum grade level of "C"; and (4) 93% had acceptable attendance during the school year (higher than the average acceptable attendance rate of Florida).
- Other findings include the Fight Crime: Invest in Kids survey, wherein 70 percent of police chiefs surveyed said "Afterschool and child care programs are the most effective strategy for reducing juvenile crime." A 2008 Presidential Campaign poll found that 76% of voters want state and local officials to increase funding for afterschool, believe afterschool is important to curbing the dropout rate and think afterschool programs are important to preparing our future workforce. 83% believed there should be some type of organized activity or safe place for kids to go afterschool every day. The Council of Chief State School Officers and the National Governor's Association report students indicate that quality extended learning programs help them feel safe, maintain self-control, curtail fighting, avoid premarital pregnancy and shun risk-taking behaviors such as alcohol and drug use.
- A study of nearly 3,000 low-income, ethnically diverse elementary and middle school students found that those students who regularly attended high-quality programs (including 21st Century Community Learning Center programs) for more than two years gained up to 20 percentiles in standardized math test scores, as compared with peers who were routinely unsupervised during the afterschool hours. Even students with lower program attendance gained 12 percentiles compared with their non-participating peers. The study also found that regular participation in structured afterschool programs improved student work habits and reduced behavioral problems (Vandell, et.al., 2007).
- A meta-analysis by the Collaborative for Academic, Social and Emotional Learning (CASEL) examined 75 studies of 68 afterschool programs and found that students who participated in an afterschool program exhibited improved behavior, improved school attendance, achieved higher grades, and performed better on academic achievement tests than students who did not participate in any afterschool programming (Durlak, et.al., 2010).
- The United States Government Accountability Office (GAO) recently completed a national review of the 21<sup>st</sup> Century Community Learning Centers initiative (GAO-

17-400, 2017). In addition to state surveys and some site visits, the GAO reviewed 10 studies that were determined to use methodologies appropriate to exploring the effect of 21<sup>st</sup> CCLC programs on student participants. The results were not entirely surprising, though must be cautiously generalized to Florida (which did not have a state evaluation included in the review and has not had a statewide evaluation for several years). The primary impacts of 21<sup>st</sup> CCLC programs was found to be in the realm of social-emotional learning, with such outcomes as decreased school absenteeism and decreases in school discipline issues. Unfortunately, the impact on school discipline was not corroborated by other research findings. In addition, findings from the reviewed studies indicated mixed results with impacts on math and reading achievement, though the GAO acknowledges that some of the issues with showing impact can be attributed to the selection of the most at-risk and poor performing students at the targeted school.

- Traditionally one of the most prominent research bodies for afterschool and out-of-school time since 1983, the Harvard Family Research Project (HFRP) published a research brief in 2008 that summarized 10 years of findings. While the HFRP has now become the Global Family Research Project, they remain a seminal body for out-of-school research and support. The findings presented in the 2008 brief demonstrated that “A decade of research and evaluation studies, as well as large-scale, rigorously conducted syntheses looking across many research and evaluation studies, confirms that children and youth who participate in afterschool programs can reap a host of positive benefits in a number of interrelated outcome areas - academic, social/emotional, prevention, and health and wellness.” (Little, Wimer, & Weiss, 2008, p. 2). More specifically, afterschool programs were found to impact three primary domains: (1) improved student academic achievement; (2) improved social and emotional development (e.g., self-esteem, self-confidence, etc.); (3) prevention of risky behaviors (e.g., juvenile crime, sexual activity, drug and alcohol use, etc.); and (4) improved health and wellness outcomes (e.g., reduced obesity, improved knowledge of healthy behaviors, improved fitness, etc.).



## Section 3

# ENHANCING QUALITY THROUGH SUMMATIVE EVALUATION

## *THE EVALUATION PROCESS*

Given the impacts of high quality out-of-school programs, federal, state, city, and community efforts and numerous initiatives across the U.S. have established and expanded afterschool enrichment programs in both public and private settings. However, as afterschool enrichment programs move toward greater recognition and become more institutionalized social functions, they are continuously challenged to demonstrate quality by reaching more children, strengthening programs and staff, and providing adequate facilities and equipment. Indeed, program quality has already become a public concern (Halpern, 1999) and, since the early 1990s, researchers have become more interested in identifying characteristics of quality and effective after school programs for children. In fact, poor quality educational programs have been reported to put children's development at risk for poorer language acquisition, lower cognitive scores, and lower ratings of social and emotional adjustment (Scarr & Eisenberg, 1993). Although hours of program operation, program stability, and type of activities can impact children's achievement, research has established the greatest influence to be program quality (Caspary et al., 2002). In fact, Title IV, Part B of the Elementary and Secondary Education Act (ESEA), as amended by the Every Student Succeeds Act (ESSA) (20 U.S.C. 7171-7176), requires all 21st CCLC programs to undergo periodic evaluation to “assess the program’s progress toward achieving the goal of providing high-quality opportunities for academic enrichment and overall student success.”

Evaluation of program quality is integral to maintaining high quality programs and assessing progress towards achieving the primary program objectives. Program evaluation provides information for curriculum and activity adjustment, reallocation of funding, staff development, decision-making, and accountability (McGee, 1989). However, it is critically important to carefully establish evaluation procedures to effectively and accurately monitor the quality of after school programs. Towards this end, it is impossible to determine the effectiveness of an afterschool program without an in-depth assessment of all aspects of an individual program. Methods of assessment tend



to be qualitative in nature to ensure that program goals are being met, although quantitative data can often allow for more concrete conclusions about program effectiveness. Thus, a mixed method approach is typically the most advantageous, incorporating an exploration of quantitative and qualitative data (Halpern, 2002; Magnusson & Day, 1993; Miller, 2001; Owens & Vallercomp, 2003; Piha & Miller, 2003). In general, summative evaluations and data reports to the Florida Department of Education are based on quantitative data, though the program is always encouraged to explore qualitative responses and discussions from focus groups or advisory board meetings to help qualify the data presented within formal reporting processes.

Although assessing specific activities or services is often the basis for establishing program quality, it is also important to collect data from participants, parents, and program staff. For instance, recognizing that feedback from the participants is essential to assess program quality and to encourage continued participation, a number of assessments are available to measure participant perceptions and satisfaction with afterschool enrichment programs. Numerous researchers (e.g., Byrd et al., 2007; Deslandes & Potvin, 1999; Grolnick et al., 2000) have also indicated that parental involvement in the education of their children is an important aspect of effective education programs from the elementary through high school years. Indeed, children often make better transitions in educational programs and have a more positive orientation if their parents are more involved in their learning. As such, it is important for an evaluation to include assessment of parent participation in and parent perceptions about the afterschool programs. Finally, the opinions of program staff are fundamental for recognizing the importance and future directions of after school enrichment programs. Program staff members are the first-line deliverers of the program and are best able to provide immediate feedback about program operation.

Byrd, et al. (2007) and Smith et al. (2002) have suggested that evaluating the effectiveness of structured afterschool programs necessitates the assessment of a number of variables in addition to the opinions of program participants, parents, and facilitators. These variables include: (a) characteristics of program sites; (b) program operations and finance; (c) characteristics of participants and staff members; (d) program curriculum; (e) program attendance; (f) academic achievement in test performance, school attendance, and school behaviors; and (g) prevention of delinquent behaviors and fostering of good citizenship. Other researchers have suggested that fundamental evaluations of implementing quality after school programs should generally include the following 10 areas: (a) community needs assessment, (b) clarification of goals and intended outcomes, (c) program structure, (d) curriculum content, (e) program



environment, (f) program facilities and infrastructure, (g) staff competency, (h) community partnership, (i) parent involvement, and (j) linkage to regular day school (Byrd et al., 2007; Friedman, 2003; Halpern, 2002; Magnusson & Day, 1993; Miller, 2001; Owens & Vallercamp, 2003; Piha & Miller, 2003). Finally, Baker and Witt (1996) and Byrd et al. (2007) suggested reporting community characteristics and assessing the effect of after school achievement programs on the enhancement of participants' self-esteem levels. Clearly, there exists a plethora of variables from which an individualized, effective and accurate evaluation of program quality can be generated.

---

### *EXTERNAL EVALUATOR - QUALIFICATIONS*

The 21<sup>st</sup> CCLC Program engaged The Center for Assessment, Strategic Planning, Evaluation and Research (d.b.a. CASPER) to oversee the external evaluation of this project. CASPER employees have evaluated over 500 educational programs for 18 years (with the past thirteen focused on structured afterschool programs and expanded learning opportunities). The CEO of CASPER - Charles E. Byrd, Ph.D. – was previously the executive director of the Florida 21<sup>st</sup> CCLC Statewide Administrative Project and has been engaged with the 21<sup>st</sup> CCLC project at focus in this summative report since submission to the Florida Department of Education, such that he has a tremendous foundation of knowledge about the project requirements and expectations of the Florida Department of Education. This report was prepared directly by Dr. Byrd, who also sits on the Executive Board of the Florida Afterschool Network (the developer of Florida's Gold Standards for Quality Afterschool Programs) and the Florida After School Alliance (FASA; Florida's organization to support and train afterschool professionals). Led by a professional evaluator and a licensed psychologist, CASPER is an active member of the American Evaluation Association and American Psychological Association.

Dr. Byrd also holds a faculty appointment as a Licensed Clinical Psychologist and Professor with the University of Florida, College of Medicine, Department of Community Health and Family Medicine. Dr. Byrd is also an Affiliate Professor in the Department of Psychology at the University of Florida (College of Liberal Arts and Sciences). Dr. Byrd began his career as a middle-school educator before being trained as an industrial and organizational psychologist specializing in program evaluation and statistics. Dr. Byrd further focused his expertise by receiving a doctorate in counseling psychology with a focus on culturally sensitive evaluation, assessment, and treatment of children, families, and those with severe and persistent mental illness. Primarily trained as a psychologist, Dr. Byrd is the author of several chapters within the Encyclopedia of



Counseling Psychology regarding intellectual assessment and high-stakes achievement testing, as well as the author of several journal articles and national/international peer-reviewed and invited presentations. Dr. Byrd has also received significant training and expertise in leadership theory, program evaluation, survey development, data management, statistics, and data analysis.

Since 2002, Dr. Byrd has received over \$3.7 million in grants as Principal Investigator, over \$7.7 million as Co-Principal Investigator, over \$4.0 million as Co-Investigator, and over \$215,000 in private donations and gifts to enhance his projects. As a grant writer, Dr. Byrd has also written over \$120.00 million in awarded grants for external agencies, thus providing a strong understanding and foundational knowledge of grant management, financial management, personnel management, operational design, and project leadership. Sources for funding have included the National Institutes of Health, Department of Education, Department of Transportation, EdVentures, Charles Stewart Mott Foundation, and Robert Wood Johnson Foundation. As such, Dr. Byrd is uniquely able to provide feedback and recommendations specific to the operations of the 21<sup>st</sup> CCLC program, as well as the overall administration of the grant and resources.

---

### *THE SUMMATIVE EVALUATION*

For the purposes of the summative evaluation, all possible variables were assessed as reported, based on the data and deliverables provided by the 21<sup>st</sup> CCLC Program. Using all available data, the primary foci of this evaluation are: (1) operational accomplishments and challenges (e.g., staffing, teacher recruitment/retention, etc.), (2) proposed versus actual operation (e.g., days, hours, attendance), (3) status of progress towards proposed objective, (4) demonstration of progress and progress towards recommendations, and (5) recommendations for enhanced program implementation. To enhance the quality and effectiveness of the 21<sup>st</sup> CCLC program, it is necessary to establish a mechanism that links the program evaluation process with program improvement actions. As such, using a developmental model of evaluation, the Center for Assessment, Strategic Planning, Evaluation, and Research (CASPER) has worked directly with the program in identifying and implementing the recommendations provided throughout this report and/or addressed previously as ‘lessons learned’.



## Section 4

## OVERVIEW AND HISTORY OF A HIGH-QUALITY 21<sup>ST</sup> CCLC PROGRAM

### *THE TAMPA ASAS (MEMORIAL) 21ST CCLC PROGRAM HISTORY*

The Tampa After-School All-Stars (Memorial) 21st CCLC program has been in operations under the current grant for two years, having successfully navigated the competitive grant process for the 2016-2017 program year. Since beginning services in the 2016-2017 program year, the Tampa ASAS (Memorial) 21st CCLC program has worked to provide all services for which it was funded and has historically made progress towards the approved goals and objectives. As per the most recent grant application:

After-School All-Stars (ASAS) Tampa Bay is the City of Tampa's new lead agency for providing safe, free and comprehensive youth development programs to middle school age youth. ASAS operates through a unique partnership with Hillsborough County Public Schools (HCPS) and the City of Tampa (COT). Building upon this innovative framework, ASAS and its partners will operate the new 21st CCLC project at Memorial Middle School, providing targeted, structured, academic support and enrichment activities for 100 socioeconomically disadvantaged students in grades 6-8 during the 2016-17 school year and summer. The project will serve students at a chronically underperforming, high-need, high-poverty, Title I HCPS middle school. The proposed program will include before school, after school, and summer programming. It will begin on August 10, 2016, and run through the last day of summer programming on July 28, 2017. During the school year, the site will follow the 36-week district calendar, operate for 180 days. The morning program will typically run from 7am-9am Monday – Friday and then the afterschool program will run from 4:30pm to 6:15pm, with an extra hour on Monday for early release. Both school year programs will utilize a block scheduling format and incorporate academic coaching (Reading, Language Arts, STEM) and the afterschool program will also include health and fitness education and college and career exploration into its curriculum.



The summer portion will operate for 22 days beginning on June 20, 2016, and will run Monday – Thursday from 8:00am – 12:00pm. ASAS will provide a minimum of 16 hours of 21st CCLC programming per week (except for the week of July 4th) and a total of 92 hours for the summer. The summer program will provide academic enrichment through project based learning academic coaching and educational experiences. Both the school year and summer programs will provide family education services with a focus of increasing adult family member engagement with students’ academic progress and resources for supporting student success. The intended outcomes for the project include improvements in: 1.) academic achievement, 2.) STEM knowledge/skills, 3.) behavior and conduct grades, 4.) school attendance, 5.) career exploration knowledge and 6.) fitness measures. The 21st CCLC grant for 2016-2017 will specifically supplement rather than supplant the existing program through the addition of before school programming (as specifically requested by the school district), the purchase of curriculum to support the project based learning components of the program, and the addition of transportation services for students that can only participate in programming if they have a means to get home in the evening.

---

### *HISTORY OF EXPERIENCE IN AFTERSCHOOL SERVICES*

ASAS provides school based youth development programs for Title-I students nationwide in 12 states. ASAS tailors programming to supplement and enhance the existing efforts of each specific school site. The organization works in conjunction with multiple municipalities and school districts to provide programs to over 80,000 students across the country. The partnering school site’s administration assists ASAS to plan all aspects of student services that include core curriculum, academic focus, tutoring model, mentoring / character education services, athletic activities and additional family support services. The school administration designates a staff liaison and assists in the selection of certified teachers to work in the program. In addition, the partnership with the school district and the individual school site allows ASAS full access to all student data. ASAS has successfully demonstrated over the course of its organizational history the ability to manage, and implement state and federal grant programs. In Florida, both the ASAS chapters in South Florida and Orlando have successfully operated multiple 21st CCLC program sites over the past 9 years. During that time, ASAS met all required monthly deliverables and grant requirements in a timely and accurate manner. To illustrate, independent evaluation results from those years of service demonstrated ongoing success with 91% of students showing an increase in their reading assessment score; 84%



increasing or maintaining satisfactory levels in language arts grades and 82% achieving those levels in math; 84% of students showing an increase in their science assessment; 86% of students increasing or maintaining satisfactory levels in conduct grades.

Currently, ASAS also successfully manages and implements a multitude of federal, state, and foundation grants each year at its 15 chapters (ex. CNCS AmeriCorps, Department of Health, Department of Juvenile Justice, United Way, and Mott Foundation). For this 21st CCLC project, ASAS will create a 21st CCLC leadership team to oversee all aspects of planning and programming. The team will be made up of ASAS State Director, ASAS Tampa Bay Executive Director, ASAS Fiscal Manager, ASAS Tampa Bay Program Director, Site Coordinator, Data Specialist, and HCPS school liaisons and a certified teacher from the site. ASAS State Director, Tyler Chandler and ASAS Tampa Bay Executive Director, Michael Brown, have over 12 and 28 years respectfully, of experience in developing and managing government and grant funded non-profit youth organizations. ASAS Fiscal Manager, Sarah Gardner, has over 10 years of experience in government and non-profit fiscal management. Over the past five years, Mr. Chandler and Ms. Gardner have managed multiple state and federally funded grant projects for ASAS. In addition, the site will have an identified school liaison working with the leadership team. This individual will be a member of the school administration, typically an Assistant Principal or Dean of Students. The leadership team will meet monthly to review all project aspects to ensure proper implementation of the grant project.

---

### ***PROACTIVE PLANNING: TAMPA ASAS (MEMORIAL)***

The focus of the Tampa After-School All-Stars (Memorial) 21st CCLC program during the initial weeks of academic year operation was to plan the successful implementation of a high-quality program while reengaging and/or enrolling students into the program. This implementation planning process helped ensure that all students, both those continuing from prior year of operations and new student enrollees, would be afforded the most complete and comprehensive program possible without enduring significant changes that could detract from receiving the full breadth of services and/or lead to premature termination of students secondary to frustration and confusion. Unlike many other agencies initiating such a complex educational program, the outstanding ties between the Tampa After-School All-Stars (Memorial) 21st CCLC Program and the schools and communities where services are located, as well as relationships with established stakeholders and partners, allowed for an efficient and effective

implementation of the program, with services starting within the required timeframe established by the FLDOE (i.e., within two weeks of the start of the academic year.

As quality of state-funded educational programming becomes a public concern, it is imperative that program quality be more than just monitored and measured. Rather, it must be actively managed with a view towards continuous improvement and development. Within such active management, it is important to account for the impact of both program structure and delivery processes on the quality of the program. For instance, effective programs must match the developmental needs of their participants, and they must also fit the demands and resources of the particular settings in which they are implemented. A key to successful implementation of high-quality programming is to be proactive when planning and structuring the program to overcome or account for predetermined areas that may be problematic. Indeed, it is critical to take corrective actions during the design of the program, rather than waiting until corrective actions could have detrimental impacts. For such proactive planning to be successful, the Tampa ASAS (Memorial) 21st CCLC program required a program-wide commitment to continuous quality improvement and continuous process improvement. Program staff members worked collaboratively to develop a culture of critical inquiry and ensured that quality processes and outcomes were central to the vision, goals, and priorities of all staff members and within all program activities.

In cooperation with such a proactive planning process, Elias et al. (2003) proposed the following factors associated with the successful implementation of an enduring program: (a) presence of a program coordinator or committee to oversee implementation and resolve day-to-day problems, (b) involvement of individuals with highly shared morale, good communication, and a sense of ownership, (c) employment of qualified personnel, (d) ongoing processes of formal and informal training, including the involvement of knowledgeable experts, (e) high inclusiveness of all school stakeholders, (f) high visibility in the school and the community, (g) program components that explicitly foster mutual respect and support among students, (h) varied and engaging instructional approaches, (i) linkage to stated goals of schools or districts, (j) consistent support from school principals, and (k) balance of support from both new and seasoned administrators.

Each element of the proactive planning process rests upon high-quality leadership, effective staffing, and program visibility. The importance of a physical presence in the community cannot be understated for the purposes of proactive planning and to help establish a stronger, more dedicated staff. Over the course of the initial weeks and months of operation, the Tampa After-School All-Stars (Memorial) 21st CCLC Program



leveraged and enhanced their strong community presence developed during last year's 21st CCLC program operations, while also focusing on retaining and hiring necessary staff to implement the highest quality program for all student participants. In addition, the Tampa ASAS (Memorial) 21st CCLC Program revised their comprehensive student enrollment packet, student application form, parent agreement/consent form, and other critical forms for the 21st CCLC program.





## Section 5

## PROGRAM LEADERSHIP AND STAFF CHARACTERISTICS

Regardless of the adequacy and depth of the proactive planning process, and regardless of the quantity of operations and services (discussed later in this report), implementing and maintaining high-quality out-of-school programming depends heavily upon consistently effective program management. Ultimately, program management is a process of planning, organizing, leading, and controlling program resources and the work of program staff members to achieve stated program objectives. In turn, achievement of program objectives depends upon the extent to which program activities are formulated, organized, and coordinated in terms of human, financial, and material resources. Within this process, leadership plays a vital role in establishing a new culture, developing new directions, mobilizing change, creating opportunities, and motivating staff members. The leadership model of the Tampa After-School All-Stars (Memorial) 21st CCLC program includes a full time program director and ASAS leadership staff providing support to the 21st CCLC program (in-kind)..

In addition to program leaders, a high-quality program relies heavily upon well-qualified and experienced core program staff and service providers. The Tampa After-School All-Stars (Memorial) 21st CCLC program successfully attracted experienced staff members to provide both core academic enrichment and personal growth activities to actively participating 21st CCLC students. As required by the Florida Department of Education (FLDOE), all academic-based 21st CCLC projects and services were supervised by a teacher certified by the FLDOE (note: the FLDOE does not specifically require all project-based activities to be provided by teachers, only that at least one teacher be on-site to supervise these activities – a requirement the Tampa ASAS (Memorial) 21st CCLC program far surpasses). Personal enrichment activities are provided by certified teachers, qualified non-certified instructions, and/or a combination of staff members.

Regardless of the activity, as shown in Table 5-1, the teachers and instructors appear to be adequately qualified to provide the specific activities. As per the program, all staff members have been trained in the federal and state 21st CCLC initiative, as well as the specific model proposed by the Tampa After-School All-Stars (Memorial) 21st CCLC



Program. Table 5-1 also demonstrates that the program is well-staffed and is capable of maintaining the proposed ratio of students-to-teachers in both academic and personal enrichment activities. By applying the Florida Afterschool Network Standards, the program reports ensuring the staff-to-student ratio was at or below a 1:20 ratio, when possible. It is important to note that Table 5-1 does not necessarily suggest that these are the number of staff each day of programming, as this indicates only the total number of staff members which have worked in the Tampa ASAS (Memorial) 21st CCLC Program during the entire operational year (Summer 2017 and 2017-2018 Academic Year). When necessary and prudent, several staff members can share a single position and would appear as two staff within the staffing table, as required for reporting requirements. This table provide necessary staffing information that has been required in the past for reporting to the US Department of Education through the federal reporting system (21APR) and the Florida Department of Education.

**Table 5-1: Staff Member Regular Responsibilities (All Sites)**

<b>Memorial</b>	<b>2017 Summer</b>		<b>2017-2018 Academic Year</b>	
	<i>Paid</i>	<i>Volunteer</i>	<i>Paid</i>	<i>Volunteer</i>
Administrator	1	--	1	--
College Student	4	--	1	--
Community Member	--	--	--	--
High School Student	--	--	--	--
Parent	--	--	--	--
School Day Teacher	3	--	5	--
Other Non-Teaching School Day Staff	4	--	5	--
Sub-Contracted Staff Member	--	--	--	--
Other Staffing	7	--	10	--
<b>Total Staff</b>	19	--	22	--
<b>Total Staff Paid by Other Funds</b>	2	--	2	--
<b>Total Staff Replaced within 21<sup>st</sup> CCLC</b>	1	--	2	--

\* These categories represent the regular responsibilities of program staff during the regular school day. These categories were designated by the US Department of Education for all 21st CCLC programs. Data are reported to the US Department of Education for each Site separately, rather than for the overall Program (Grantee).

**Table 5-2: Staff Gender Distribution (2017-2018)**

	<b>Memorial</b>	
	<i>Summer</i>	<i>Academic Year</i>
Male Staff	8	11
Female Staff	11	11
Total Staff	19	22

\* Gender data for staff members are required for the Florida Department of Education. The proportions are overall reflective of the overall teaching staff in this District and across the nation.

In addition to staff responsibilities, the Florida Department of Education requires Florida's 21st CCLC programs to submit data on the educational levels of staff working within these state-funded out-of-school programs. Table 5-3 provides a breakdown of educational levels of staff within the Tampa After-School All-Stars (Memorial) 21st CCLC program, as reported by the program. As shown, the majority of staff had an associate's degree or higher, with a limited number of staff members having less than a college education. It is important to note that the program utilizes staff members to assist teachers in the program, and some of these are reported as having only a high school degree. This does not suggest these assistants are unqualified or incapable of providing the services assigned, with all staff members receiving training on 21st CCLC and are hired to provide only those services for which they are capable of providing. Overall, the staff members appear sufficiently well-educated and capable of providing the proposed 21st CCLC activities and services for which they have been assigned (e.g., teachers have bachelor's degrees or higher).

**Table 5-3: Staff Distribution by Highest Education Level**

	<b>2017 Summer</b>		<b>2017-2018 Academic Year</b>	
	<i>Paid</i>	<i>Volunteer</i>	<i>Paid</i>	<i>Volunteer</i>
Master's Degree	2	--	2	--
Bachelor's Degree	9	--	12	--
Associates Degree	2	--	3	--
Technical Degree	--	--	--	--
High School Diploma/GED	6	--	5	--
Other/Unknown	--	--	--	--
<b>Total Staff</b>	19	--	22	--

\* Staff members are indicated by their highest degree completed, such that a staff member with a doctorate is considered to also have the lower-level educational degrees. Education status is not necessarily an indicator of program quality, so long as the assignments to staff match their experiences and abilities. There is no indication that the staff members within this 21st CCLC program were unqualified to perform their assigned duties.



---

### ***QUICK FACTS***

#### ***21st CCLC Staffing***

***22 AY Staff Members***  
***5 AY Certified Teachers (22.73%)***  
***1 AY College Students (4.55%)***  
***2 AY Paid By Other Funds (9.09%)***

***Staff Turnover:***  
***1 Staff Replaced during Summer 2017***  
***2 Staff Replaced during AY 2017-2018***

---

---

### ***STAFF TURNOVER***

The 21st CCLC program provided data on staff turnover during the course of the 2017-2018 program year (Summer 2017 and 2017-2018 Academic Year). As demonstrated by submitted data, the program had some turnover during the course of the program year, with 3 staff members leaving the program and being replaced by another staff member in the same position. This is not necessarily an indicator of program quality problems, as there are a number of non-performance reasons for staff members to depart the program (e.g., moving to new area, finishing their college degree, finding a new full-time job, being promoted, etc.). There are also performance-based reasons for staff turnover, such as the program firing a staff member due to poor performance or a staff member resigning under duress. However, the program did not provide specifics about why these staff left the program (as it would be inappropriate to distribute this information outside the agency) and such information was not requested of the program by the evaluator. Regardless of the reasons for the staff turnover, the ASAS (Memorial) 21st CCLC program is encouraged to internally explore why the limited number of staff left the program and ensure the program is being implemented in such a way as to promote satisfaction and engagement of all staff members, as well as the students.

---

### ***STUDENT-TO-STAFF RATIOS***

Tampa ASAS 21st CCLC Program works to keep ratios both within the limits established by the Florida Afterschool Network Gold Standards and the approved grant

application. For the purposes of project-based academic activities, the program kept the ratio at 10-15 students per staff member, using non-instructional personnel to help keep ratios as low as possible. During personal enrichment activities, the program maintains slightly higher ratios of 20 students per staff member. Overall, the Tampa After-School All-Stars (Memorial) 21st CCLC program is adhering to both the approved grant applications and Florida's gold standards for out-of-school programming.

---

### *CERTIFIED TEACHERS*

The Florida Department of Education required that the Tampa After-School All-Stars (Memorial) 21st CCLC Program provide project-based learning activities supervised or provided directly by a certified teacher - particularly those related to core academic subjects (i.e., reading, writing, mathematics, and science). The 21st CCLC program was not required to have certified teachers provide all aspects of the project-based learning plans, only that the activities be provided while a certified teacher was on-site to supervise the activities, although best-practices for afterschool programs would have certified teachers directly provide the project-based learning activities to maximize impact and effectiveness. As noted, the program utilized a total of 5 certified teachers for use primarily during the English Language Arts, mathematics, and science components of the 21st CCLC program. Overall, the Tampa After-School All-Stars (Memorial) 21st CCLC program appears to have utilized certified teachers as proposed in the approved grant application and approved budget narrative. The program has submitted their 2018-2019 application and included the same relative level of staffing with certified teachers for the next year of program operations.

---

### *STAFF DEVELOPMENT AND TRAINING*

Effective leadership requires a great deal of wisdom, skill, and persistence to design and implement a quality educational program; and the leadership process is vital to ensure that stakeholders (e.g., program staff, students, teachers, parents, and community partners) are equipped with the skills they need to help achieve and support program objectives. Indeed, effective leadership will engage students, parents, teachers, counselors, and administrators, while also providing them with the necessary support to help bridge achievement gaps through program activities. Towards this end, conducting quality assessments, offering professional training, and providing technical assistance are necessary elements for an optimal education program and can have measurable effects on students' academic performance and social behaviors.



To support student services through the 21st CCLC program, the Tampa After-School All-Stars (Memorial) 21st CCLC program leadership and agency administrators (in-kind) provided staff development for those hired to provide 21st CCLC services. As per the program, trainings provided to active 21st CCLC staff members included formal training on the 21st CCLC initiative, as well as training on specific activities provided under the 21st CCLC initiative. In addition to program and policy training, staff members were provided more informal in-vivo trainings from the program leadership, including walkthroughs, demonstrations, and guided implementation of 21st CCLC projects.





## Section 6

## PARTNERSHIPS AND PROGRESS TOWARDS SUSTAINABILITY

---

### *PROGRAM PARTNERSHIPS AND SUSTAINABILITY*

One of the goals of the Tampa After-School All-Stars (Memorial) 21st CCLC program is to continue activities beneficial to students and their families after the five-year project period is over. Programs receive 100% funding for each of the first two years of the program, followed by 80% funding for each of the final three years (if eligible to continue receiving funding and providing services to the targeted populations). Therefore, programs are required to demonstrate how the program will become self-sustaining both within and beyond the five years of initial funding. In addition, all programs in Florida are expected to maintain the size and scope of their programs and are forbidden from reducing the quantity or quality of services, the number of children, or the length of operation to account for the reduced funding. Moreover, Florida 21st CCLC programs are not generally permitted to charge any fees to students or parents in association with 21st CCLC programming without authorization from the Florida Department of Education (FDOE) and this program has not received such authorization.

Structured afterschool program costs vary widely, depending on the organization and other funding available to the organization. For instance, as noted, all 21st Century Community Learning Centers are federally-funded and are generally prohibited by the Florida Department of Education from charging any fees for eligible students. Other programs (such as some Children Services Councils) receive local funding from tax dollars to provide free or inexpensive services to students (generally a sliding-scale fee, if charged). Still other programs receive charitable donations (e.g., Boys and Girls Clubs) and charge minimal or no fees to students. The costs associated with structured afterschool programs that do not receive external funding are often dependent on the level of services provided, such that the programs with the most expensive activities (e.g., out-of-state field trips) will result in a higher cost to families. Nationally, the average cost of structured afterschool programs are between \$1,500 and \$2,500 annually. When taking into account the number of hours and days of services provided to 21st CCLC students within Florida's 21st CCLC programs, the annual funding is generally



an average of \$1,000 per student, which is less than half that of most other structured afterschool programs. As such, marketing and sustaining the program are critical even in the early years of 21st CCLC program operations.

Certainly, with such high costs, sustainability is an extraordinarily difficult task for 21st CCLC programs across the nation. The location of program services generally had little, if any, services prior to the implementation of the 21st CCLC program, which often gives competitive applications an edge due to higher unmet needs and gaps in achievement. However, when a community is in such dire need for afterschool programming, yet has no resources and no support for such services, it is highly unlikely that this situation will significantly change in the short period of time during which 21st CCLC programming is provided. As such, when 21st CCLC funding ends, programs often find themselves in the same situation as before funding – with families unable to afford an afterschool program, communities unable to provide resources for such programming, local businesses with limited funding to support child programming, and agency budgets wholly unable to afford the high-quality and teacher-driven activities at the same level of operations.

In fact, the United States Government Accountability Office (GAO) issued findings against the US Department of Education for failing to provide effective technical assistance to states in addressing the challenges of helping 21st CCLC sub-grantees continue operating after federal funding ends (a requirement of the federal law). The GAO noted that 35 states reported centers often faced challenges in providing the same levels of services without 21st CCLC funding, and 20 states reported that sub-grantees often reduce the level of services or cease operations when 21st CCLC funding ends. Some states indicated that as few as 10 percent of 21st CCLC sites are able to maintain any level of services following the end of 21st CCLC funding. The difficulty in sustaining programs is largely due to the lack of available state and local funding, with school district budgets already strapped in providing mandated services, and Florida has very limited state funding directly explicitly to providing out-of-school programming.

Regardless of the difficulties faced by the nation's 21st CCLC programs, federal law requires sub-grantees to have a plan for sustainability and ideally show progress towards implementing the sustainability plan throughout the funded years of 21st CCLC programming. As per the GAO, about half the states reported having programs with some success towards sustainability, with the primary methods of sustainability being charging student fees, obtaining private foundation funding, and obtaining public and non-profit funding (e.g., from universities). As with most 21st CCLC programs, the most prominent

and strongest foundation of sustainability planning is the development and maintenance of high-quality partners that provide free or discounted services, staffing, and materials.

As such, although 21st CCLC objectives do not specifically address the importance of developing, maintaining, and enhancing partnerships and sustainability, it would be remiss for this evaluation to ignore the substantial progress of the Tampa After-School All-Stars (Memorial) 21st CCLC Program in such efforts. The Tampa ASAS (Memorial) 21st CCLC Program engaged and received support from a number of partners that have and will continue to assist with developing, implementing, evaluating, and sustaining the 21st CCLC program. Table 6-1 provides information on partnerships developed and/or maintained during the 2017-2018 program year. It is anticipated that the program will develop new partnerships and/or further enhance the current partnerships during the 2018-2019 operational year, with a focus on strengthening and sustaining the program. The program is encouraged to track all partnerships providing any discounts and/or services to support the 21st CCLC program, which should include information about the partner, an estimated valuation of the support, and whether the partner is new or existing for the 21st CCLC program.

**Table 6-1: Summary of Partners and Contractors**

Agency Name	*Type of Organization	Subcontract (Yes/No)	Estimated Value (\$) of Contributions	Estimated Value (\$) of Subcontract	Type of Service Provided
Hillsborough County Schools	SD	No	\$312,200	--	Facilities
City of Tampa	GOV	No	\$8,400	--	Activities Staffing Materials
Computer Mentors	CBO	Yes	\$8,000	\$7,350	Activities
Chess	CBO	Yes	\$1,000	\$525	Activities
Metro PCS	FPO	No	\$260	--	Activities
Fox Sports Florida	FPO	No	\$100	--	Activities
<b>TOTAL</b>			<b>\$329,960</b>	<b>\$7,875</b>	

\*School District (SD), Community-Based or other Non-Profit Organization (CBO), Nationally Affiliated Nonprofit - Boys & Girls Club (BGC), Nationally Affiliated Nonprofit - YMCA/YWCA (YMCA), Nationally Affiliated Nonprofit - Other Agency (NPOO), Faith-Based Organization (FBO), Charter School (CS), Private School (PS), College or University (CU), Regional/Intermediate Education Agency (IEA), Health-Based Organization (hospital/clinic/etc.) (HBO), Library (LIB), Museum (MUS), Park/Recreation District (PRD), Other Unit of City or County Government (CNT), For-Profit Entity (FPO), Bureau of Indian Affairs School (IAS), Other (OTH)



---

## *NEW PARTNERSHIPS*

The Tampa Bay After-School All-Stars (Memorial) 21st CCLC program was encouraged in past evaluation recommendations to focus efforts on sustainability of the 21st CCLC program by engaging and developing new partners. The program was encouraged to find partners that would help increase dedicated funding and fill any service gaps within the federally funded programming (e.g., snacks, food-based curriculum materials, incentives, etc.). Based on data submitted by the program, there was limited success in developing new partnerships during the 2017-2018 program year – with the program reporting only one new partnerships (with a chess company for discounted services). While it is commendable that the program director focused efforts on the students and programming, the limited success in gaining new partners leaves the program at risk of reduced quality in the third year of operations when the budget is automatically decreased by 20%. Finding partners and sponsors is critically important for the maintenance of the program and the success of the students within the program. It is noted that the program reports an outstanding level of contribution in support of the 21<sup>st</sup> CCLC program from both Hillsborough County Public Schools and the City of Tampa. However, these partners are not likely to provide direct funding to support the program after the end of federal funding. Presently, with the current level of partnerships, it is unlikely the program can sustain programming after the end of federal funding without substantial increases to the number of partners and the overall level of contribution. The program is encouraged to focus on partnerships for sustainability, as the program has only three more years of services. The program should ensure to record every partnership supporting the program, including the estimated valuation of the partnership and the actual cost to the program of any sub-contract (with many sub-contracted partners providing deep discounts). New partnerships can include anything from discounted costs for services or in-kind contributions that directly support the 21<sup>st</sup> CCLC program.

---

## *PARTNER UPKEEP*

The Tampa Bay After School All Stars (Memorial) 21st CCLC program made little progress in attracting new partners in the second year of operations, but has done well at maintaining and upkeeping the involvement of the partners that existed at the end of the prior year of operations. The program received in-kind and donated services with an estimated positive impact of about \$330,00 during the 2017-2018 operational year. While the program has made some progress towards developing partnerships, the After School All Stars of Tampa Bay is encouraged to begin focusing partnerships on sustainability planning for the end of the fifth year of funding. While it may seem early

to begin such sustainability planning, it can take years to cultivate such a major partnership base to sustain such a large-scale and structured afterschool program. In addition, the program is encouraged to maintain accurate records on an ongoing basis, such that changes in site-level staff do not impact the accurate reporting of data. Keeping an ongoing and ‘living’ list of partners and their contributions would help alleviate the ‘lost data’ caused by such personnel changes. The program is encouraged to ensure all partnerships for the program are recorded and that the valuations of the partnerships are recognized through annual ‘thank you’ letters that express what was received and the estimated valuation of the provisions. The program director reports having plans already in place to better track the program partnerships and their contributions.

---

### ***21<sup>ST</sup> CCLC ADVISORY BOARD***

One of the most impactful methods of engaging partners and other stakeholders is through membership on the 21st CCLC Advisory Board. As per data provided by the program, the Advisory Board developed by the Tampa After-School All-Stars (Memorial) 21st CCLC program is comprised of a number of important stakeholders and adheres to the requirements of the FLDOE, though the program is encouraged to review the FLDOE requirements to ensure the advisory board continues to meet requirements in future years. While the 21st CCLC Advisory Board is a specific requirement from the Florida Department of Education for all 21st CCLC programs, it can be a tremendous asset to enhance program quality of utilized correctly. For the Tampa ASAS (Memorial) 21st CCLC program, the role of the advisory board was to provide important feedback and advice to the 21st CCLC program in matters regarding programmatic refinements and improvements. The list of Advisory Board members provided by the program demonstrates a good mix of individuals and stakeholders, thus ensuring the Advisory Board has the experience and skills necessary to provide guidance to enhance the 21st CCLC program.

The Florida Department of Education requires at least two meetings of the Advisory Board during the course of the program year, and the Tampa ASAS (Memorial) 21st CCLC Program reports having fully complied with these requirements. As per the program, the Advisory Board has met on several occasions, thus providing ample opportunity to help enhance the 21st CCLC program. The program is encouraged to ensure both regular meetings of the Advisory Board and informal methods for the Board to provide feedback and/or advice to the program (e.g., emails, feedback surveys, etc.).



---

## *PROGRAMMATIC INFORMATION DISSEMINATION*

A proactive implementation plan, including hiring quality staff and establishing a visible community presence, is further enhanced by strong information dissemination and marketing. In this regard, the Tampa After-School All-Stars (Memorial) 21st CCLC Program also focused efforts on disseminating information throughout the communities and schools housing 21st CCLC student participants. The process of disseminating information to the community and schools involved the development of numerous partnerships, meeting with community leaders and the school principal, and creating 21st CCLC announcements for dissemination. Effective community outreach strategies were used to broadly disseminate program information, data-based progress, and achievements to all appropriate audiences and to expand the network of potential partners. The methods included Parent Link (recorded phone messages through the school district's platform), Peach Jar (online flyers through the school district platform), flyers, posters, banners at the school site, announcements during the school day, and site visits to the elementary feeder schools to talk with rising 6th graders. A project website was developed to showcase activities, projects, best practices, calendar of events, announcements, and program successes. The After-School All-Stars (Tampa Bay) 21st CCLC program used a contracted service to ensure the website was updated at least monthly, as per the program director. Logistical information on the website and photos were updated, as needed. The program reports the greatest success with face-to-face opportunities to disseminate information about the program, such as with open houses, sporting events, and conference nights – all of which help capture parents' attention and communicate the value of the 21st CCLC program. The program plans to continue all methods during the next year of operations, with a focus on the most effective face-to-face methods. Throughout the process of dissemination and marketing activities, the program ensured a consistent theme for all materials, included the 21st CCLC logo, and ensured the Florida Department of Education was indicated as the funding agency.

### **21st CCLC Website:**

**<http://asastampabay.org/programs/21st-cclc/>**





## Section 7

## 21<sup>ST</sup> CCLC PROGRAM OPERATIONS

---

### *REQUIRED PROGRAM OPERATIONS*

According to the U.S. Department of Education (USED), the majority of 21st Century Community Learning Centers previously funded directly by the USED were open at least 15 hours per week, and the Florida Department of Education has generally encouraged programs to maximize service hours, with most current 21st CCLC programs in Florida operating at least 12 hours per week afterschool. To best serve the children of working families and reduce potential confusion, centers must establish consistent and dependable hours of operation. The Every Student Succeeds Act (ESSA) revised the 21st CCLC federal law and specifically indicates that 21st CCLC services must be provided outside the regular school day or during periods when school is not in session (e.g., before school, afterschool, evenings, weekends, holidays, or summer). The 21st CCLC program may offer services to students during normal school hours only on days when school is not in session (e.g., school holidays or professional development days). However, federal law allows limited 21st CCLC activities to take place during regular school hours (e.g., those targeting adult family members or pre-kindergarten students), as these times may be the most suitable for serving these populations.

---

### *SUMMER 2017 OPERATIONS*

The Tampa After-School All-Stars (Memorial) 21st CCLC Program is currently in the second year of operations, such that operations during the Summer of 2017 must be reported to the US Department of Education (USED) as part of the 2017-2018 operational year. Unlike the state-defined budget financial period (August 2017 – July 2018), the program operational year is defined by the USED and governs the submission of data to the federal data collection system. Data on Summer 2017 operations were already submitted in May to the USED using the new federal online data collection submission system (21APR), and data presented in this report are fully consistent with the data reported to the federal government. The Tampa ASAS (Memorial) 21st CCLC



Program began providing Summer 2017 services on June 5, 2017 and ended on July 27, 2017, for a total of 30 days of service. As shown in Table 7-1, the program operated an average of 4 hours per day, thus offering a total of 120 hours of summer programming to eligible 21st CCLC students. Activities provided during the summer have already been submitted to the Florida Department of Education through the online deliverables system. Any impact of summer programming reported by the program is reflected in the objectives analysis section of this evaluation report.

**Table 7-1: Summer 2017 Operations**

	Total number of <u>weeks</u> THIS site was open:	<u>Typical</u> number of days per week THIS site was open.	<u>Typical</u> number of hours per week site was open		
			WEEKDAYS	WEEKDAY EVENINGS	WEEKENDS
Memorial MS	6	4	16	--	--

*Note: Summer 2017 Operations have already been reported to the US Department of Education in May, 2018.*

## 2017-2018 ACADEMIC YEAR OPERATIONS

The Tampa After-School All-Stars (Memorial) 21st CCLC Program is in the second year of operations and received an official award letter from the Florida Department of Education (FLDOE) authorizing them to begin providing the out-of-school programming approved in the grant application, though was required under the program assurances to begin programming even if the award letter was not received by the second week of the academic school year. The Tampa After-School All-Stars (Memorial) 21st CCLC Program began providing 21st CCLC academic-year services on August 10, 2017, within the required starting date established by the FLDOE within the original Request for Proposals under which this grant was funded. The program ended academic year operation on May 25, 2018, for a total of 173 days of academic year operation. Within the approved application, the Tampa ASAS (Memorial) 21st CCLC program was approved by the FLDOE to operate both a before school and afterschool component. More specifically, the afterschool component was proposed to operate for 2 hours per day, 5 days per week, for 173 days during the course of the school year. The before school component was proposed to operate for 2 hours per day, 5 days per week, for 173 total days during the course of the academic year. Ultimately, based on submitted data, the Tampa After-School All-Stars (Memorial) 21st CCLC Program appeared to operate the 21st CCLC as proposed for both before school and afterschool operations. Table 7-2 provides a summary of the overall academic year operations of the Tampa After-School

All-Stars (Memorial) 21st CCLC Program during the 2017-2018 academic year. As detailed in the following section of this summative evaluation, all programming is open to any eligible 21st CCLC student. Also, as mentioned previously, this 21st CCLC program was specifically developed to improve academic achievement, motivation and dedication to education, and personal growth and development.

**Table 7-2: 2017-2018 Academic Year Operation**

	Total number of weeks site was open	Total number of days site was open	Typical number of days per week site was open	Typical number of hours/week site was open				TOTAL number of days site operated			
				Before School	During School	After School	Weekend/Holiday	Before School	During School	After School	Weekend/Holiday
Memorial MS	35	173	5	10	--	9.8	--	173	--	173	--

*\*The 21st CCLC statute specifically indicates that services are to be provided outside the regular school day or during periods when school is not in session (e.g., before school, after school, evenings, weekends, holidays, or summer). However, activities targeting prekindergarten children and adult family members may take place during regular school hours as these times may be the most suitable for serving these populations.*

## **SUPPLEMENTAL SNACK AND MEAL REQUIREMENT**

All 21st CCLC programs in the State of Florida are required to provide food to all actively participating 21st CCLC students during program operational hours. More specifically, each 21st CCLC program must provide supplemental meals when the program is open as follows: (1) daily, nutritious snack when operating only during after-school hours; (2) daily, nutritious breakfast and snack when operating during both before-school and after-school hours; and (3) daily, nutritious breakfast, lunch, and snack when operating on non-school days (dependent on hours of operation). In Florida, as in many states, the afterschool snack is often the final meal for many children each day, such that it is imperative the snacks are large enough and nutritious enough to provide important nutrients to the children. However, Florida rules disallow the use of state funding to purchase meals and/or food items, such that funding for snacks/meals cannot be drawn from 21st CCLC funds and must come from other sources (e.g., grocery store donations, private donations, private foundations or endowments, etc.). Finally, as 21st CCLC programs serve primarily low-income students, programs in Florida are not permitted to charge students for any costs associated with supplemental snacks and meals. Ultimately, the Tampa After-School All-Stars (Memorial) 21st CCLC Program



uses non-grant funds to provide a free, daily, nutritious snack, as required, to each student participating in the 21st CCLC program.

---

### ***SAFETY REQUIREMENTS***

Safety of students participating in Florida's 21st CCLC programs is of the highest priority to the Florida Department of Education (FDOE). Within Florida, each 21st CCLC program must demonstrate that students will participate in structured activities in a safe environment, supervised by well-trained and caring staff. To this end, each program provides a safety plan that, at a minimum, describes the following: (a) how the safety of children will be maintained on-site (e.g., requiring parent sign-out, checking identification, presence of school resource officer) and during off-site activities (if applicable), (b) how personnel hired to work at the center will meet the minimum requirements set forth by the district or agency and that the personnel will have all required and current licenses and certifications where applicable, (c) how safe transportation needs will be addressed, (d) how families will safely access the program's services, and (e) how the community learning center will assure that students participating in the program will travel safely to and from the center. The safety plan is available directly from the 21st CCLC program.

<<----->>



## Section 8

# STUDENT ENROLLMENT AND STUDENT ATTENDANCE

---

## *STUDENT RECRUITMENT AND ENROLLMENT*

The ultimate purpose of designing a high-quality, research-based, and well-rounded 21st Century Community Learning Center (CCLC) program is to recruit, retain, and serve students in low-income areas that are at-risk for lower levels of academic achievement. The focus of any program, whether it is in Florida or elsewhere in the nation, falls squarely upon the students being served. Even with outstanding activities, well-planned schedules, high-quality staff, and continuous professional development, a program will only have wide-spread and significant impact if they are able to recruit and retain the participation of eligible students and their family members. As such, to better understand the population of students and families impacted by the 21st CCLC program, this section provides information about attendance, enrollment, and demographics of those students participating in the Tampa After-School All-Stars (Memorial) 21st CCLC Program activities during the operational components described in the prior section.

---

## *21ST CCLC REQUIRED TARGET POPULATIONS*

***Students:*** Florida's 21st CCLC after school programs are designed to help students meet state and local academic achievement standards in core academic subjects, particularly those who attend low-income, low-performing schools. Across the state of Florida, the 21st CCLC program targets at-risk students from kindergarten to twelfth grade. Recipients target only those students attending schools eligible for Title I School-Wide Program services, attending schools with at least 40% low-income families (as demonstrated by free and reduced-price lunch status), attending schools receiving school-grades of 'D' or 'F' in the year prior to funding, or living within the district-defined service areas of such schools. In 2017, the Florida Department of Education (FLDOE) revised the requirements for eligible schools to those receiving a school-grade (calculated and provided by the FLDOE) of a "D" or "F" in the academic year prior to the submission of the competitive application (private schools were not eligible as primary targets, as they do not receive school grades in Florida, but could be served as



secondary targets for student participants). This change was expected, as Title I school-wide eligibility and income status of families were removed from eligibility requirements within federal law and, as such, were also removed from criteria included by the FLDOE within the 2017 competitive proposal process. However, given overall performance of low-income schools noted in previous sections, it is not surprising that most schools from which students are targeted remain low-income and eligible for school-wide Title I supports. Overall, Florida remains focused on providing structured, wrap-around, and diverse out-of-school programming to students attending the state's most at-risk public schools and residing in the most at-risk communities.

***Students with Special Needs:*** In accordance with State and Federal laws, Florida's children with special needs that meet enrollment criteria for the 21<sup>st</sup> CCLC program must be afforded the same opportunities as children in the general population. Eligibility for funding under Florida's 21st CCLC initiative requires all programs to demonstrate the capacity to equitably serve students with special needs. In Florida, students with special needs include those who may be identified as Limited English Proficient (LEP), homeless, migrant, or with a physical, developmental, psychological, sensory, or learning disability that results in significant difficulties in areas such as communication, self-care, attention or behavior, and are in need of more structured, intense supervision. In Florida, no child may be excluded from the 21st CCLC program, regardless of the level or severity of need, provided that they can be safely accommodated.

***Adults and Families:*** In addition to services for eligible students, federal law allows 21st CCLC funds to support services to family members of participating students. Within Florida, all 21st CCLC programs are required offer some level of services to support parent involvement, family literacy, and/or related educational development. As per federal law, the 21st CCLC program may only propose services to adult family members of students actively participating in the 21st CCLC program. In Florida, services for adult family members cannot extend beyond the dates of the ongoing program for students.

---

### ***PROPOSED TARGET POPULATION***

As per the program, the targeted students attend Hillsborough County Public Schools (HCPS), the 8th largest district in the nation and classified a high need local education agency by the U.S. Department of Education. The FLDOE reported the HCPS drop-out rate at 1.1% and the graduation rate at 82.2% for the 2013-2014 school year. However, in the specific community targeted for the after-school programs the drop-out rate rises significantly and the graduation rate drops to as low as 64.6% (Hillsborough Community



Atlas, HCPS Middle School Achievement Report, 2014). Memorial is a high-need, high-poverty, underperforming Title 1 Hillsborough County school serving high-poverty, resource-poor communities. The target school serves a community characterized by high levels of poverty, unemployment, crime, and juvenile delinquency – while providing few opportunities for low income youth to access structured academic and enrichment programming with positive adult role models.

The project proposed to target students via: 1) the school's website; 2) the school newsletter; 3) take-home bulletins; 4) during homeroom and assemblies; 5) emails sent to parents; 6) social media (e.g., Facebook, Twitter); 7) teacher referrals; 8) open houses; 9); student-to-student recruitment; and 10) COT community centers. The project proposed to target all students at the school site, focusing on those identified as socioeconomically disadvantaged and students with disabilities who are: 1) in need of remediation (scoring below proficiency in standardized tests) in Reading and/or Math as determined by teachers and guidance counselors; 2) at-risk of academic failure (currently scoring below proficiency); and 3) exhibiting behavioral, disciplinary and/or attendance issues (as determined by disciplinary/attendance records). Teachers and guidance counselors recommended students for participation based on standardized test results; report cards; discipline and behavioral records; and parental request. The program intended to serve a total of 100 socioeconomically disadvantaged students in grades 6-8 during each day of the 2016-17 school year and summer.

---

### ***STUDENT ENROLLMENT***

Any actualized impact of the 21st CCLC program requires successful implementation of the recruitment and enrollment plan, thus ensuring the highest level of student participation. Within the first month of academic year operation, the Tampa After-School All-Stars (Memorial) 21st CCLC Program had already enrolled a total of 62 students (62% of the proposed daily attendance). Table 8-1 provides data on student enrollment success for each month of 21st CCLC operation during the 2017-2018 operational year (Summer of 2017 and 2017-2018 academic year). As shown, the 21st CCLC program continued to recruit student participants throughout the operating year as slots for students opened up in the program. While the enrollment numbers may exceed the proposed daily attendance, this is an important characteristic of successful 21st CCLC programs, as students may have other options afterschool (sometimes even going home alone) and not all enrolled students come each day. The program has been encouraged to keep track of the daily attendance to avoid exceeding the approved



student-to-staff ratios. Ultimately, across all sites, the program did not enroll a sufficient number of students to allow for the proposed average daily attendance to be met by the end of the program year. The Tampa After-School All-Stars (Memorial) 21st CCLC Program provided a total of 50,189 student service hours during the 2017-2018 operational year.

**Table 8-1: Cumulative Student Enrollment by Month of Operation**

Month	Memorial MS
June	62
July	6
August	93
September	15
October	9
November	30
December	8
January	3
February	--
March	--
April	--
May	--
June	--
TOTAL	226
% Proposed	226.0%

*Note: The 21st CCLC program began operations in June, which is the first month shown in this table. It is possible that students were actually enrolled prior to this month (on paper), but those students are grouped into the first month of operations to reduce confusion (as that is the first month during which they attended).*

## REGULAR STUDENT ATTENDANCE

In addition to student enrollment (representing the number of students attending the 21st CCLC program for at least one day of activities), it is important to explore daily student attendance. Attendance, as an intermediate outcome indicator, reflects the breadth and depth of exposure to afterschool programming. The Tampa After-School All-Stars (Memorial) 21st CCLC Program collects data on both (1) the total number of students who participated in 21st CCLC programming over the course of the year, and (2) the

number of these students meeting the United States Department of Education (USED) definition of “regular attendee” by participating in 21st CCLC activities for 30-days or more during the program year. The first indicator (total participants) can be utilized as a measure of the breadth of the Tampa ASAS (Memorial) 21st CCLC Program’s reach, whereas the second indicator (regular participants) can be construed as a partial measure of how successful the program was in retaining students in 21st CCLC services and activities across the program year.

The US Department of Education has determined the minimum dosage for afterschool programs to be impactful is 30 days of student attendance. As such, the US Department of Education requires data to be reported separately for students that attended at least one day (i.e., enrolled) and those attending at least 30 days of 21st CCLC activities (i.e., regularly participating students). While this “dosage” has not been clearly supported by research, data is presented consistent with this threshold in order to match data reported to the US Department of Education. As defined by the US Department of Education, it is reasonable to assume that regular attendees are more likely to represent those students who have received a sufficient 'dose' of the 21st CCLC programming for it to have a positive impact on academic and/or behavioral outcomes. In order to show progress towards this federal metric, Table 8-2 provides a breakdown of total enrollment versus regular attendance (i.e., those who attended at least 30 days). As shown, the Tampa After-School All-Stars (Memorial) 21st CCLC Program was somewhat successful in retaining student participants – achieving a 66.4% rate of regular attendees compared to total enrollment. This is higher than many 21st CCLC programs across the country, and particularly impressive for a middle school program serving a population with large proportions of low-income, at-risk, 'tweenage' students. In general, any proportion over 50% suggests successful retention and student engagement. The program is encouraged to explore the reasons why the moderate proportion of students left the program and, if necessary, consider procedures or programmatic changes that could increase the overall rate of regular participation. It is likely that increased and more regular attendance will result in more positive academic and behavioral outcomes.

**Table 8-2: Student Enrollment: Total vs. Regular (2017-2018)**

	Total Enrollment (Attending at least one day)				Regularly Participating Enrollment (Attending at least 30 days)			
	Summer 2017 Only	Academic Year 2017-18 Only	Both Summer/ Academic Year	Total	Summer 2017 Only	Academic Year 2017-18 Only	Both Summer/ Academic Year	Total
Memorial MS	0	158	68	226	0	87	63	150

*Note: The Summer 2017 program only operated 30 days, therefore it is possible (but highly unlikely) for any student attending only the summer program to have attended 30 days or more.*



## AVERAGE DAILY ATTENDANCE

For the purposes of this evaluation, in addition to assessing progress towards regular student attendance, it is also important to explore whether the program is making progress towards meeting the proposed average daily attendance of student participants. This statistic serves several purposes for 21st CCLC programs. First, the level of funding provided by the Florida Department of Education is based on the number of students served by the program on a daily basis, rather than the number of students simply enrolled in the program (or even the percentage of regularly participating students). The logic for using average daily attendance as the funding metric is that programs may have 100 students enrolled, but only 50 students attending each day, such that they do not need staffing and other costs to support 100 students every day. As such, average daily attendance provides a better estimation of the required resources on an average day of operation. The second purpose for this statistic relates to program impact and quality - with high average daily attendance suggesting that the program is more likely to provide students with adequate dosage to impact academic achievement and program objectives. Finally, when average daily attendance is compared to site enrollment, conclusions can be cautiously drawn about student retention and engagement – with approximately equal numbers indicating that the program has not had significant “turnover” of students. Data on the average daily attendance for the Tampa After-School All-Stars (Memorial) 21st CCLC Program are provided in Table 8-3.

**Table 8-3: Average Daily Student Attendance**

	Summer 2017	Academic Year 2017-2018			Overall
		After School	Before School	Weekend/ Holidays	
Memorial MS	42 (75) 56%	93 (100) 93%	39 (40) 97.5%	--	82.2%

\* Numbers in parentheses indicate PROPOSED average daily attendance. The percentage afterwards represents the percent of proposed daily attendance for that site and/or the total of all sites for that component.

\*\* “Average Daily Attendance” for each component rounded up to next whole number.

\*\*\* The US Dept. of Ed. collects data on “During School” operation, which is not provided by this program.

As part of the application approved by the Florida Department of Education, the Tampa After-School All-Stars (Memorial) 21st CCLC Program proposed to serve an average of 75 students per day of operation in summer 2017, as well as 100 students per day afterschool and 40 students per day before school during the 2017-2018 academic year.

As shown in Table 8-3, the program achieved an overall average of 82.2% of their proposed average daily attendance across all program components. More specifically, the program achieved 56% of the proposed average daily attendance (ADA) in the summer of 2017, 93% of the proposed ADA during the afterschool component, and 97.5% of the proposed ADA during the before school component. Overall, as demonstrated by submitted data and outlined in Table 8-3, the Florida Department of Education may consider the program at 'high-risk' of not meeting the proposed and funded level of services in terms of student attendance within the summer component. The program is encouraged to work towards increasing enrollment, while also developing a plan to increase the daily attendance of those students already enrolled. It may be necessary for the program to consider new projects, new staffing plans, or new strategies to help encourage enrolled students to attend the program more regularly. The program may face funding reductions and/or other punitive ramifications from the Florida Department of Education due to the lower-than-expected attendance of 21st CCLC students. Table 8-3 provides the average daily attendance for each component by site to assist the program in identifying areas of issue and begin the process of developing plans to increase and/or maintain attendance in the 21st CCLC program.

---

### ***STUDENT SERVICE HOURS***

While enrollment and attendance help provide some information about the success of the program at reaching the targeted student population, and while these figures are utilized by the Florida Department of Education for compliance monitoring, such information and data are limited to program-specific and site-specific analyses. In order for the Tampa After-School All-Stars (Memorial) 21st CCLC Program to be compared to other programs in the state and/or the nation, it is important that a common statistic is used that controls for variations in days and hours of operation. For instance, a program operating only 2 hours per day afterschool would have provided half the actual services than a program operating 4 hours per day afterschool. As such, the total number of 'student service hours' is calculated (a product of the number of students per day, the number of days per year, and the number of hours of daily operation). As shown in Table 8-4, the program provided a total of 50,189 student service hours during the 2017-2018 project operational year. Based on the approved annual budget amount, this equates to approximately \$3.67 per student service hour, lower than the average program in Florida funded at approximately \$4.50 per hour.



**Table 8-4: Monthly Attendance and 'Student Hours' (Program Total)**

Month	Avg. Days / Month ( Avg. Hrs / Day)				Students/Day				Total Student Hours
	Summer 2017	After School	Before School	Wknd / Hol	Summer 2017	After School	Before School	Wknd / Hol	
June	16 (4)	--	--	--	46	--	--	--	2,932
July	14 (4)	--	--	--	36	--	--	--	2,000
August	--	16 (2)	16 (2)	--	--	106	45	--	4,789
September	--	13 (2)	13 (2)	--	--	116	49	--	4,259
October	--	21 (2)	21 (2)	--	--	116	49	--	6,897
November	--	16 (2)	16 (2)	--	--	122	51	--	5,514
December	--	16 (2)	16 (2)	--	--	117	49	--	5,293
January	--	16 (2)	16 (2)	--	--	119	50	--	5,378
February	--	19 (2)	19 (2)	--	--	71	30	--	3,786
March	--	16 (2)	16 (2)	--	--	69	29	--	3,100
April	--	21 (2)	21 (2)	--	--	61	26	--	3,593
May	--	19 (2)	19 (2)	--	--	50	21	--	2,652
June	--	--	--	--	--	--	--	--	--
TOTAL	30 (4)	173 (2)	173 (2)	--	82	947	399	--	50,189

*Note: Hours per day are as proposed in the grant application.*

<<----->>



## Section 9

# STUDENT AND FAMILY DEMOGRAPHICS

## STUDENT PARTICIPANT CHARACTERISTICS

When educators, administrators, and policymakers look at the academic and developmental impacts of out-of-school programming, it is imperative that they attend to the issues of access and equity by addressing two important questions: who is being served and how equitable is the quality of services across centers. To better understand the types of students being served in 21st CLCC programming, the Tampa After-School All-Stars (Memorial) 21st CCLC Program submitted data on characteristics of all student participants served during the 2017-2018 program operational year.

## SCHOOL GRADE LEVELS OF STUDENT ATTENDEES

Florida's 21st CCLC programs provide services to a wide range of student participants and their adult family members. To better understand the characteristics of students served by the Tampa After-School All-Stars (Memorial) 21st CCLC Program, the program provided data on the school grade levels of those students served during the 2017-2018 program year. Of the 226 students enrolled in the 21st CCLC program, school grade levels were reported for all students. The distribution of all participating students on whom grade in school was reported is shown in Table 9-1.

**Table 9-1: Student Grade Levels: All Student Participants (1+ Days)**

	6	7	8	Unk
Memorial MS	76	61	89	--
% Total	33.6%	27.0%	39.4%	--

*Note: Grade levels are exclusive, as students can only be recorded in one grade level. % is shown as percent of total number of students with grade level data reported.*





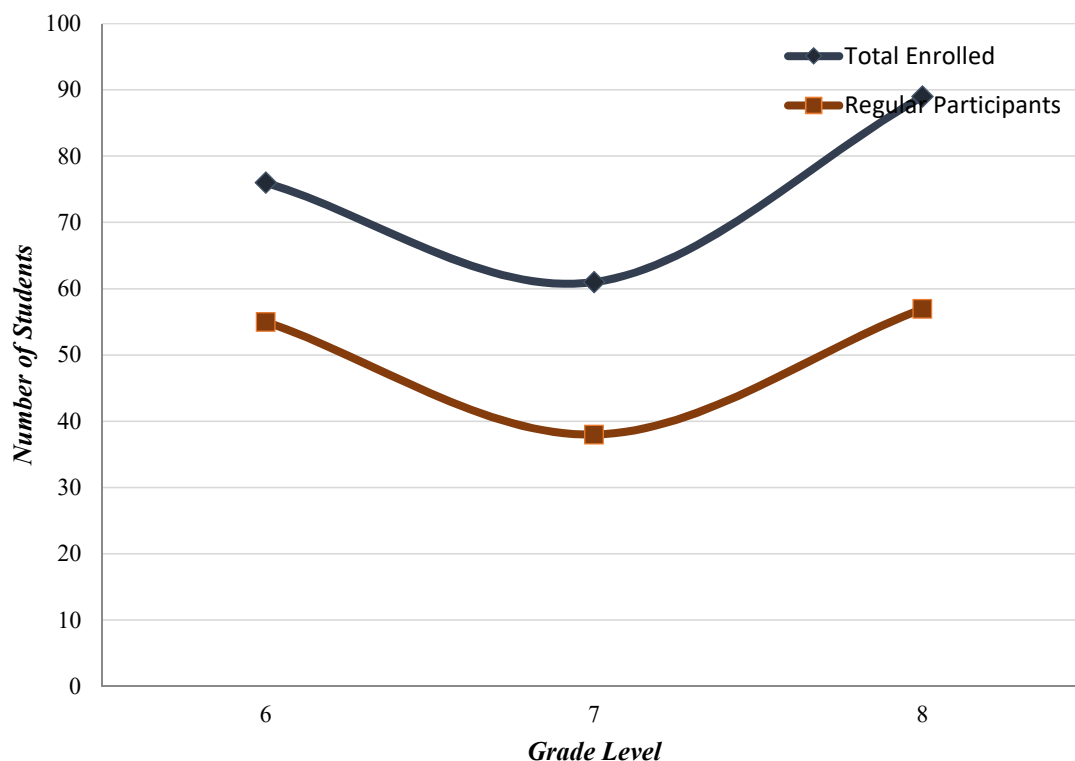
Similar to the distribution of all student participants, the distribution of regular student participants (those attending at least 30 days of programming) is presented in Table 9-2. As shown, of the 150 students regularly participating in the Tampa After-School All-Stars (Memorial) 21st CCLC program, school grade levels were reported for all regular students. Figure 9-1 provides a comparison of the total student participants with the regular student participants. As shown, there is no significant difference between the distributions, such that it appears the program was equally successful in both recruiting and retaining students from all grade levels proposed.

**Table 9-2: Student Grade Levels: Regular Student Participants (30+ Days)**

	6	7	8	Unk
Memorial MS	55	38	57	--
% Total	36.7%	25.3%	38.0%	--

Note: Grade levels are exclusive, as students can only be recorded in one grade level. % is shown as percent of total number of students with grade level data reported.

**Figure 9-1: Distribution of Student Participants by School Grade Level**



## RACE AND ETHNICITY OF STUDENT ATTENDEES

To better understand the types of students being served and to examine access to 21st CCLC services, the Tampa After-School All-Stars (Memorial) 21st CCLC Program also submitted racial and ethnic data about those students participating in the program. Of the 226 students enrolled in the 21st CCLC program thus far in the program year, ethnicity and race was reported for all students. Looking at those students on whom race/ethnicity was reported, as shown in Table 9-3, 93 21st CCLC student participants (41.2%) were identified by their parents or self-identified as 'Black' or 'African American'; 94 (41.6%) were identified as 'Hispanic American' or 'Latina(o)'; and 21 (9.3%) were identified as 'white' or 'Caucasian American.' Regularly participating students (i.e., those attending at least 30 days of 21st CCLC programming) had a similar distribution when looking at the 150 regularly participating students on whom such data was submitted (100% of the 150 regular participants in this program). Indeed, as shown in Table 9-4, regularly participating 21st CCLC students consisted of 50.7% of students identified by their parents or self-identified as 'Black' or 'African American'; 31.3% were identified as 'Hispanic American' or 'Latina(o)'; and 9.3% were identified as 'white' or 'Caucasian American.' As such, it appears that the Tampa After-School All-Stars (Memorial) 21st CCLC Program was successful in retaining students across all racial and ethnic groups. The ability of the Tampa ASAS (Memorial) to attract and retain students from all races is a testament to both the programming provided and the commitment of the students and families enrolled in the program.

**Table 9-3: Student Race and Ethnicity: All Participants (1+ Days)**

Site Name	N	Total Student Participants						UNK
		American Indian / Alaska Native	Asian/ Pacific Islander	Black or African American	Hispanic or Latino	White / Caucasian American	Multi-Ethnic	
Memorial MS	226	1 (0.4%)	5 (2.2%)	93 (41.2%)	94 (41.6%)	21 (9.3%)	12 (5.3%)	0

\* Ethnicity categories are exclusive - students can be identified under only one ethnicity per federal reporting rules.

**Table 9-4: Student Race and Ethnicity: Regular Participants (30+ Days)**

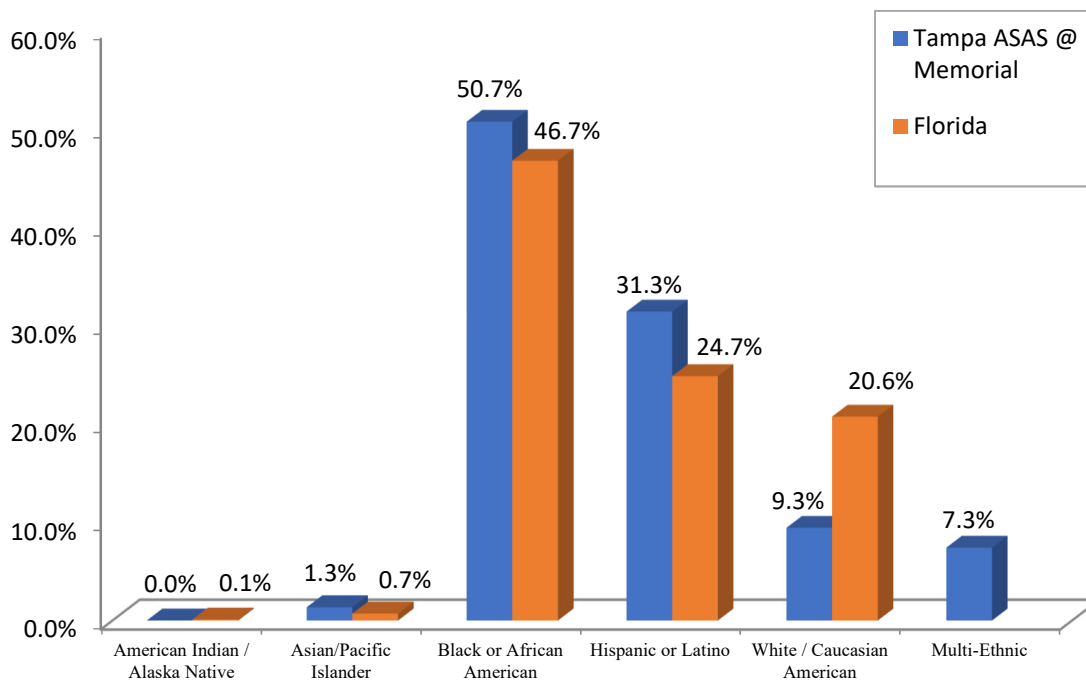
Site Name	N	Total Student Participants						UNK
		American Indian / Alaska Native	Asian/ Pacific Islander	Black or African American	Hispanic or Latino	White / Caucasian American	Multi-Ethnic	
Memorial MS	150	--	2 (1.3%)	76 (50.7%)	47 (31.3%)	14 (9.3%)	11 (7.3%)	0

\* Ethnicity categories are exclusive - students can be identified under only one ethnicity per federal reporting rules.



When looking at the 62,302 students served in Florida’s 21st CCLC centers during the most recent prior program year with federal data, as shown in Figure 9-2 below, the majority of student participants across Florida are from traditionally-defined “minority groups” (72.1%), with 46.67% identified as Black/African American (n=28,143) and 24.65% identified as Hispanic/Latino(a) (n=14,866). The traditionally-defined “majority group” (i.e., White/Caucasian American) represented 20.63% of the student participants served by Florida’s 21st CCLC funding (n=12,440). The Tampa After-School All-Stars (Memorial) 21st CCLC Program, as shown in Figure 9-2, is similar to the state of Florida in terms of distribution of student participants by race and ethnicity, and the programmatic distribution is proportional to the overall race/ethnicity distribution in the targeted schools.

Figure 9-2: Distribution of Racial/Ethnic Classification: Florida vs. Program



## STUDENT GENDER DISTRIBUTION

In addition to ethnicity, it is also important to understand the degree to which the 21st CCLC program achieved gender equity in their enrollment. Of the 226 students served during the 2017-2018 program year, gender was reported for 226 students (100%). Looking at those students on whom gender was reported, as shown in Table 9-5, 54% of

student attendees were identified as male, while 46% were identified as female. Of the 150 regularly participating students (i.e., attending at least 30 days of programming), gender data were reported on 150 students (100%). Similar to the gender distribution of all student participants, as shown in Table 9-5, the regularly participating student population was reported to be composed of 49.3% male students and 50.7% female students. Overall, the program achieved relative gender equity and appears to be providing services that are equally attractive to students of both genders. Moreover, it does not appear that activities are overly gender-biased, as the distribution of regular students is approximately equal to that of all students.

**Table 9-5: Student Gender Distribution: Total vs. Regular Participants**

Site Name	Total Student Population				Regular Student Participants			
	N	Male	Female	Unk	N	Male	Female	Unk
Memorial MS	226	122 (54%)	104 (46%)	0	150	74 (49.3%)	76 (50.7%)	0

*Note: Percent shown is the proportion of students on whom gender was reported. Those with unknown genders are not included in the displayed proportions.*

## STUDENT SPECIAL SERVICES DISTRIBUTION

In addition to the above characteristics, another way of examining the equity and reach of the 21st CCLC program is to examine the participation of students with different special needs and backgrounds. As such, the Tampa After-School All-Stars (Memorial) 21st CCLC Program reported data on the number of students eligible for three primary special services: Limited English Proficiency, Free or Reduced Price Lunch, and services for students with a Special Need or Disability. Of the 226 students served during the 2017-2018 program year, data on special services were reported for 226 students (100% of all enrolled students). Distributions of these students based on these demographic descriptors are shown in Table 9-6. In addition to total participants, it is important to report data on regularly participating students (i.e., students attending at least 30 days of program operations). As shown in Table 9-7, the distribution of regularly participating students in the Tampa ASAS (Memorial) 21st CCLC Program within the identified special services were approximately equal to the distributions for all students. Overall, data show that the Tampa ASAS (Memorial) 21st CCLC Program is providing 21st CCLC services to students that demonstrate the identified needs and target population proposed in the original grant application submitted to the Florida Department of Education. For instance, the vast majority (98.7%) of regularly participating students on



whom data were provided qualify for free or reduced lunch (one of the primary indicators for 21st CCLC programs in Florida).

**Table 9-6: Student Special Needs: All Student Participants (1+ Day)**

	Limited English Proficient			Identified with Disability			Free/Reduced Price Lunch		
	Yes	No	UNK	Yes	No	UNK	Yes	No	UNK
Memorial MS	52 (23%)	174 (77%)	0	48 (21.2%)	178 (78.8%)	0	224 (99.1%)	2 (0.9%)	0

*Note: The figures associated with this data provide percentages based on only those students with data for the specified 'special category'.*

**Table 9-7: Student Special Needs: Regular Student Participants (30+ Days)**

	Limited English Proficient			Identified with Disability			Free/Reduced Price Lunch		
	Yes	No	UNK	Yes	No	UNK	Yes	No	UNK
Memorial MS	23 (15.3%)	127 (84.7%)	0	28 (18.7%)	122 (81.3%)	0	148 (98.7%)	2 (1.3%)	0

*Note: The figures associated with this data provide percentages based on only those students with data for the specified 'special category'.*

## AGE OF STUDENTS

The Florida Department of Education requested all 21st CCLC programs to provide information on the age of students enrolled in the 21st CCLC program – both total enrollment and those attending at least 30 days of operation (i.e., regular attendees). Exploring the ages of students in the 21st CCLC program is not independently useful for the Tampa After-School All-Stars (Memorial) 21st CLCC program from a program quality perspective, but does become useful at the state level when all program data are combined. In terms of the Tampa ASAS (Memorial) 21st CCLC Program, data on student ages are provided in Table 9-8 (all student attendees) and Table 9-9 (regular attendees). The overall distribution is expected, given the population served by the Tampa ASAS (Memorial) 21st CCLC program and the general ages of students served in the targeted schools. Ages reported are the ages of students as of September 1, 2017 (the beginning of the school year and the date used in Florida regarding eligibility for kindergarten).

**Table 9-8: Distribution of Student Ages: All Participants (1+ Days)**

Site Name	N	Age of Students (in Years)						
		9	10	11	12	13	14	15
Memorial MS	226	0	1	54	67	88	16	0
	--	0.0%	0.4%	23.9%	29.6%	38.9%	7.1%	0.0%

Note: Ages are for students at the end of the academic year.

**Table 9-9: Distribution of Student Ages: Regular Participants (30+ Days)**

Site Name	N	Age of Students (in Years)						
		9	10	11	12	13	14	15
Memorial MS	150	0	1	35	46	57	11	0
	--	0.0%	0.7%	23.3%	30.7%	38.0%	7.3%	0.0%

Note: Ages are for students at the end of the academic year.

<<----->>





## Section 10

# OBJECTIVES AND OUTCOMES: STUDENT AND ADULT IMPACTS

## *FEDERAL AND STATE PERFORMANCE INDICATORS*

The Government Performance and Results Act (GPRA) of 1993, was passed to help increase accountability of federal programs and ensure the highest performing and successful programs are continued while lower performing programs are discontinued. The specific purposes of the GRPA are as follows (Section 2 (b)):

1. improve the confidence of the American people in the capability of the Federal Government, by systematically holding Federal agencies accountable for achieving program results;
2. initiate program performance reform with a series of pilot projects in setting program goals, measuring program performance against those goals, and reporting publicly on their progress;
3. improve Federal program effectiveness and public accountability by promoting a new focus on results, service quality, and customer satisfaction;
4. help Federal managers improve service delivery, by requiring that they plan for meeting program objectives and by providing them with information about program results and service quality;
5. improve congressional decision making by providing more objective information on achieving statutory objectives, and on the relative effectiveness and efficiency of Federal programs and spending; and
6. improve internal management of the Federal Government.

Given the requirement to develop uniform performance measures for each federal program, the US Department of Education identified a series of specific indicators for the 21st CCLC program.

## *FEDERAL GRPA INDICATORS*

The United States Department of Education (USED) established two objectives and 14 performance measures for all 21st CCLC sub-grants funded under the federal 21st CCLC initiative. States and individual sub-grants are responsible to ensure funded centers



provide services and activities that will help ensure progress towards achieving high levels of achievement in the indicated performance measures. Most individual 21st CCLC programs have developed their own objectives based on an assessment of student and community needs. The specific objectives for the present 21st CCLC program will be discussed in the next section. The following chart indicates the two federal objectives and associated performance indicators:

***Objective 1: Participants in 21st Century Community Learning Center programs will demonstrate educational and social benefits and exhibit positive behavioral changes.***

Performance Measures	
1.1	The percentage of Elementary 21st Century regular program participants whose mathematics grades improved from fall to spring.
1.2	The percentage of middle or High school 21st Century regular program participants whose mathematics grades improved from fall to spring.
1.3	The percentage of all 21st Century regular program participants whose mathematics grades improved from fall to spring.
1.4	The percentage of Elementary 21st Century regular program participants whose English grades improved from fall to spring.
1.5	The percentage of middle or High school 21st Century regular program participants whose English grades improved from fall to spring.
1.6	The percentage of all 21st Century regular program participants whose English grades improved from fall to spring.
1.7	The percentage of Elementary 21st Century regular program participants with teacher-reported improvement in homework completion and class participation.
1.8	The percentage of middle and High school 21st Century regular program participants with teacher-reported improvement in homework completion and class participation.
1.9	The percentage of all 21st Century regular program participants with teacher-reported improvement in homework completion and class participation.
1.10	The percentage of Elementary 21st Century regular program participants with teacher-reported improvements in student behavior.
1.11	The percentage of middle and High school 21st Century regular program participants with teacher-reported improvements in student behavior.
1.12	The percentage of all 21st Century regular program participants with teacher-reported improvements in student behavior.



---

***Objective 2: 21st Century Community Learning Centers will offer High-quality enrichment opportunities that positively affect student outcomes such as school attendance and academic performance, and result in decreased disciplinary actions or other adverse behaviors.***

---

**Performance Measures**

---

- 2.1 The percentage of 21st Century Centers reporting emphasis in at least one core academic area.
  - 2.2 The percentage of 21st Century Centers offering enrichment and support activities in other areas.
- 

### ***PROGRAM-SPECIFIC OBJECTIVES***

In addition to the objectives and outcomes developed and required by the United States Department of Education, Florida programs are provided the opportunity to develop their own individual objectives based on an assessment of student, parent, family, and community needs. In order to help ensure appropriate and challenging objectives were developed by each 21st CCLC program, the Florida Department of Education (FDOE) provided programs guidance in developing strong goals and objectives. In essence, objective-focused implementation of the 21st CCLC program helps ensure a strong, consistent, and measurable impact on the students and families served with these funds. All goals and objectives in Florida are generally program-wide, though center-specific objectives are created when needs differ by center.

---

### ***21<sup>ST</sup> CCLC PROGRAM PURPOSE AND FOCUS***

Within the state of Florida, every 21st CCLC program is required to provide a strong academic component in each of three areas: (1) reading and language arts, (2) mathematics, and (3) science. Each of these academic components must be supervised by teachers certified by the Florida Department of Education. Programs are encouraged to make each of these academic components creative, fun, and designed to foster a love of reading, math, and science – in addition to focusing all such activities on project-based learning plans approved by the Florida Department of Education. As such, the After-School All-Stars (Tampa Bay) 21st CCLC Program has written lesson plans and project-based learning plans for all academic activities, ensuring that the activities provided



during the 21st CCLC program do not mirror the regular school day. Instead, the federal law encourages programs to design activities that reinforce topics taught during the regular day school. Florida programs are given some level of flexibility in the dosage of academic, project-based activities to provide during any specific week of operation, with each student encouraged to receive at least one hour of project-based, academic-focused, teacher-supervised activities per day of out-of-school programming. Activities must be provided in such a dosage that the program is able to meet the proposed objectives included in the grant application. Programs are not permitted to reduce the level of academic services provided to students throughout the five-year term of the grant.

In addition to academic remediation and enrichment, a second specific purpose of the 21st CCLC initiative is to offer eligible students a broad array of personal enrichment activities that reinforce and complement the regular academic program and help participating students meet local and state academic standards in core subjects. Including a variety of personal enrichment activities helps retain and attract student participants, while also providing a well-rounded breadth of experiences to help increase student commitment to the educational process. As per rules established by the Florida Department of Education, personal enrichment must include a variety of structured activities, as well as encourage active participation regardless of individual student skill levels. All personal enrichment activities must directly or indirectly support the academic achievement of participating students. According to Section 4205(A) of ESEA, as amended, 21st CCLC programs are limited to providing additional services within the following categories: Physical Education and recreation activities; Dropout Prevention and Character Education activities; Tutoring and mentoring services; Educational arts and music activities; Entrepreneurial education programs; Programs for limited English proficient students; Telecommunications and technology education programs; Expanded library service hours; and/or Drug and violence prevention and/or counseling activities. The ASAS (Tampa Bay) 21st CCLC Program proposed activities in several of the personal enrichment categories focused on helping targeted 21st CCLC students meet the Florida Standards and Florida's Next Generation Sunshine State Standards.

The third specific purpose of the 21st CCLC initiative is to offer families of actively participating 21st CCLC students the opportunity for literacy and related educational development. In particular, 21st CCLC programs are required to provide services designed to develop literacy or related educational skills that will enable adult family members to be supportive of the child's learning (e.g., GED preparation, computer literacy, financial literacy, parenting literacy, etc.). While programs are provided some flexibility with regards to the level of adult family member services they provide, the



program must provide at least six (6) annual activities and/or services, and must provide enough outreach to progress towards the proposed family-based objectives. Many programs in Florida limit adult family member activities to special events (e.g., student plays) and general meetings. Secondary to the difficulty in recruiting adult family member participation in these services, it is rare for Florida programs to serve a substantial percentage of adult family members. 21st CCLC programs may only provide services to adult family members of students participating in 21st CCLC services.

---

### *NEED-BASED STUDENT OBJECTIVES*

The Tampa After School All Stars (Memorial) 21st CCLC Program developed individual objectives based on an assessment of student, parent, family, and community needs. Each of the annual objectives, as approved by the Florida Department of Education, was designed to be measurable, quantitative, challenging (yet achievable), and assessed throughout the project year (continuous assessment). In essence, objective-focused implementation of the 21st CCLC program helps ensure a strong, consistent, and measurable impact on the students and families served. All objectives are program-wide, though center-specific objectives may be created in the future if warranted. It is noted that these objectives are as worded by the Florida Department of Education (FLDOE) using the Objective Assessment and Data Collection Tool (OADCT), with the exception of minor grammatical corrections.

1. 55% of regularly participating students will improve to a satisfactory English Language Arts grade or above, or maintain a high grade across the program year.
2. 55% of regularly participating students will improve to a satisfactory mathematics grade or above, or maintain a high grade across the program year.
3. 55% of regularly participating students will improve to a satisfactory science grade or above, or maintain a high grade across the program year.
4. 85% of regularly participating students enrolled in Algebra I will pass the Algebra I End-of-Course (EOC) exam.
5. 75% of regularly participating students will increase their physical activity as measured by curriculum-based assessment.
6. 75% of regularly participating students will increase their engagement in career exploration as measured by perceptual survey (student).
7. 40% of regularly participating family members will increase their involvement in student education as measured by perceptual survey (parent).

---

## OVERVIEW OF STRUCTURED ACTIVITIES

With established need-based objectives, the Tampa After School All Stars (Memorial) 21st CCLC program developed and implemented project-based learning activities aligned to the approved 21st CCLC academic objectives. It is important to note that the Florida Department of Education does not require each activity to have a separate objective, such that multiple activities can be provided under a single objective and/or one activity can be provided to support multiple objectives (e.g., an objective for science might include robotics, technology, and rocketry activities; while a robotics activity can support reading, math, and science). As per federal law and state rules, programs are only permitted to provide activities that will help meet the stated objectives approved by the Florida Department of Education (i.e., objective-driven activities). The proposed activities are detailed in the approved grant application and project plans submitted by the 21st CCLC program. It is noted that the program reported submitting project plans for informational purposes and approval by the Florida Department of Education and review by stakeholders.

The Tampa After School All Stars (Memorial) 21st CCLC Program also developed and implemented a broad array of activities aligned to at least one of the personal enrichment objectives and designed to support the academic achievement of participating students. Specific proposed enrichment activities are outlined in the approved grant application, and the program strived to adhere to those specified activities, with the addition of some project-based and problem-based learning activities that support the approved personal enrichment objectives. However, some activities were different than those proposed, as project-based and problem-based activities tend to be “living” and can significantly change as the project progresses and students’ interest peaks about various topics. All personal enrichment lesson plans and activities have been detailed, submitted to, and approved by the FLDOE through the deliverable submission process.

The targeted school serves some of the highest risk youth in Tampa. More than 90% of students live in poverty, more than 90% are Title I students and nearly 90% are minorities. The targeted community is rife with crime, poverty, drugs and gangs. Many of the students regularly face risk factors and dangers such as guns and violence on a near daily basis. Memorial is struggling academically and failing to make adequate yearly progress in regards to Federal No Child Left Behind performance goals. To address these issues, programming will be delivered in an “environment of high expectations.” Academic-focused activities and supports, coupled with structured enrichment activities will promote classroom and personal success for





students to assist them in breaking the cycle of unemployment, underemployment, and intergenerational poverty. Families will be supported and be provided with services that improve literacy and support a ‘whole family’ approach to child education and positive youth development.

The proposed program will begin on August 10, 2016 and run through the last day of summer on July 28, 2017. Since the program is school based, students report to the program directly after school day dismissal. All 21st CCLC students will be served each proposed day, receive equal services and be given the opportunity to attend academic and enrichment activities for a minimum of 19 hours each week. The site follows an after school or summer bell schedule (See Attached School Year and Summer Schedules for Reference). Each student will receive his/her own individual schedule that outlines all classes and activities prior to entering the program. On a typical day, the morning session will be personalized homework help and tutoring with ASAS certified teachers, preferably with access to computers or tablets. For the afterschool program, once the last school bell rings, a student will report directly to the school cafeteria. The student will be greeted by ASAS staff, instructed to sign-in on the designated attendance sheet, be given a snack, and asked to sit in his/her designated group table depending upon grade level or activity that day. At this time, staff is strategically positioned around the cafeteria to insure proper supervision and ratio is at 20:1. From 3:30 – 4:15pm students eat snack and then are dismissed by groups and escorted to classrooms by staff. Transitions generally average 2-3 minutes. The schedule is organized into blocks with a student taking part in Language Arts or STEM project based learning during the first hour and educational enrichment activities (SPARK or career exploration) in the second hour. All activities take place on school grounds in a classroom, computer lab, media center, gym or outdoor playing fields. Ratios during academic periods are between 10:1 and 15:1. Once the first hour is complete, the Site Coordinator radios all teaching staff to begin transition and students are walked to new areas by support specialists. When the second hour is complete, the Site Coordinator once again radios for all students to be escorted back to the cafeteria. All students are required to sign-out before exiting program and students are dismissed by bus route, bikers/walkers or when parent/guardian arrives for pick-up. The summer program follows the same protocols with the exception being that students will eat breakfast from 7:30-9:00am each morning and continue through the afternoon during non-21st CCLC funded program time.

As suggested by FLDOE, project-based learning (PBL) will be central to all activities proposed. All activities will be designed with the participation and recommendations



from the school site. At the targeted school the project design will be structured to address the individual needs identified through skill building and PBL. Students will be required to take part in all program activities and all PBL activities will be taught by Florida Certified Teachers (FCT). A program priority will be to recruit FCT from the targeted schools to streamline communication between the morning/afterschool program and day school. Program activities include:

1. Language Arts - FCT will institute MindWorks PBL lessons (or comparable PBL curriculum based on the needs of the students and the input of the target school faculty), specifically designed with different age groups and ability levels in mind. The curriculum's style of intentional, student-centered learning is conducive to working with a wide range of learners including English as a second language learners, students with developmental and learning disabilities and young or underperforming children. Supporting objectives 1-3, the curriculum will provide a motivating, interactive approach to learning with comprehensive lessons being standards-based. Each teacher's guide directly correlates with objectives from Common Core and state standards and each lesson addresses the Content and Skills Standards for each of the core subjects of reading, language arts, math, science, social studies and art. The implementation model alternates the main core subject concentration each week to prevent student boredom from content saturation.
2. Math and Science (STEM) – FCT will teach Design Squad PBL activities (or a comparable PBL curriculum based on student needs and the input of the target school faculty). The goal will be to expose students to a variety of aspects in the S.T.E.M. environment through team based challenges and building projects. The projects include: bridge building, solar car racing, egg-drop, basic robotics, and end of year science fair. Students will practice real world skills of collaboration, communication and critical thinking in the weekly engineering design and testing process. This intervention addresses the Florida Department of Education “STEM Initiatives”, “Next Generation Sunshine State Standards” and the Florida Math Standards (Concepts – Counting and Cardinality, Operations and Algebraic Thinking, Numbers and Operations, Measurement and Data, Geometry. Depending upon the grade level, each lesson focuses on a specific standard that compliments the regular day school learning.
3. Health & Nutrition – FCT will implement SPARK health education PBL. The curriculum incorporates recommendations from the Governor's Council on Physical Fitness State Plan of Action and includes health and nutrition lessons, physical fitness



education/standards and other healthy lifestyle activities. Additionally, the program site provides fun, age-appropriate physical education, recreational activities and free athletic leagues throughout the week. The program activities consist of a variety of unique outdoor and indoor sports and games that have been modified to promote the inclusion of all 21st CCLC program participants. ASAS activities and year round sports league teams include: baseball, basketball, flag football, volleyball, soccer and Hook-a-Kid on Golf program. All teams are made up of ASAS youth. ASAS also runs daily physical fitness activities that include intramural sports and fitness classes. All programs run throughout the year and often include weekend practices, games or events.

4. Career Exploration – FCT and Support Specialists will implement the ASAS National cross-curricular, entrepreneur skill building, project based learning curriculum called CEO (Career Exploration Opportunities). With a 1:20 ratio, students will start and run their own businesses, with a goal of having the knowledge to build a successful business model by the end of the school year. Through this, they will learn personal finance, basic money management principles; demonstrate professional workplace conduct; develop business mentors, interact with functioning businesses; demonstrate how businesses can help with community needs through service and develop real world leadership and problem solving skills.

5.6d) Adult Family Member Activities – Site Coordinator, FCT's, Support Specialists and corporate volunteers will provide bi-monthly adult family activities. Each event will last approximately 1-2 hours and incorporate both adult and youth education activities. As noted in the school improvement plan, parent/adult engagement in student progress is a significant concern so the topics will be designed to meet this need. ASAS Family Event night topics: 1.) Edsby 101/accessing on line academic progress information; 2.) homework help resources; 3.) exam and test prep; 4.) internet safety; 5) underage drinking awareness; and 6) a health & wellness expo. ASAS Program Director will also engage and coordinate with the school Site Coordinator to provide additional services during school open houses and parent nights. The activities will be promoted through direct contact by the Site Coordinator, school web-site, newsletter and written invitations.

---

### ***OBJECTIVE PROGRESS: STATE STANDARDIZED ASSESSMENTS***

As one of the primary GPRA indicators for 21st CCLC programs across the nation, it is important to explore data related to the progress of the Tampa After School All Stars



(Memorial) 21st CCLC Program in terms of student improvement on standardized assessments in English Language Arts (Reading), Mathematics, and Science. Within Florida, most students take the Florida Standards Assessment (FSA) in reading and mathematics towards the end of each academic year beginning in third grade, as well as Florida's State Standardized Assessment (SSA) in science at the end of the fifth and eighth grades. Overall, national data indicate that, among the 32 states submitting state assessment results for a prior school year, almost half of the regular attendees served by 21st CCLC centers scored below proficient on the mathematics and/or reading/language arts portions of their state's assessment: with 49 percent scoring below proficient in mathematics and 45 percent scoring below proficient in reading/language arts. Within the state of Florida, a "Level 3" is considered to be at proficiency (regardless of the assessment), while levels two and one are considered 'below proficiency' and levels four and five are 'above proficiency.'

As shown by federal data submitted by Florida 21st CCLC programs from the most recent year available, 52.0% of 21st CCLC students across Florida on whom standardized assessment scores in Reading/Language Arts were provided scored below the proficiency level set by the Florida Dept. of Education. In addition, 49.8% of students on whom mathematics scores were indicated scored below the proficiency level. These results are similar to that reported by the United States Department of Education for all 21st CCLC programs across the nation, and suggest that students with the highest level of academic need are being served by 21st CCLC programs throughout the country. It is important to note that, while some students scored at the higher proficiency levels, this does not suggest they do not need the services of such a structured afterschool program. Rather, they may require less attention in certain academic subjects, but may still require the other services provided by the 21st CCLC program. As per the federal law under which this program was funded, there is no requirement that students served be the lowest performing students, only that they exhibit specific needs where the 21st CCLC program can be impactful on their academic achievement.

Specific to students attending the Tampa After School All Stars (Memorial) 21st CCLC Program, only the students regularly attending the 21st CCLC program (N=150) are explored regarding student impact data (as per the US Department of Education). "Regularly participating" students are the only participants considered by the United States Department of Education as having received a sufficient dosage of afterschool programming for meaningful impact analysis. Students who did not attend at least 30 days of programming, as instructed by the United States Department of Education, are not considered when reporting any impact statistics for 21st CCLC. Moreover, regularly



participating students that did not attend at least one day of 21st CCLC programming during the course of the academic year are excluded when exploring all academic impacts (e.g., FSA and SSA outcomes).

### ***Prior Year State Assessments (2016-2017)***

As shown in Table 10-1, the Tampa After School All Stars (Memorial) 21st CCLC Program successfully targeted and enrolled students with the highest educational needs based on prior year standardized assessment levels. It is important to note that not all students took the state assessments in 2016-2017. For instance, students that were not in Florida the prior year and students under third grade in 2017 would not have had the opportunity to take any version of the state assessments, students with significant disabilities precluding such testing are provided the Florida Alternative Assessment, and some students in higher grades are excused from the state assessment administration due to a variety of precipitating factors. In addition, the Statewide Science Assessment (SSA/FCAT) is only provided in specific grade levels in Florida (end of 5th grade and end of 8th grade), such that very few (if any) students taking the Statewide Science Assessment in 2017 would also take the test in 2018 (i.e., only retained 5th graders or retained 8th graders). As such, in general, the Science SSA scores may not be appropriate to assess progress of the program in the summative evaluation (though are presented here as an established indicator of general baseline performance of the student participants).

Of the 150 regularly participating students in the Tampa After School All Stars (Memorial) 21st CCLC Program during the 2017-2018 program year, 129 (86.0%) received FSA reading scores and 137 (91.3%) received FSA mathematics scores, and 45 (81.8%) received Statewide Science Assessment scores.

As shown in Table 10-1, the vast majority of the regularly participating 21st CCLC students with prior year state assessment levels were below the proficiency level established by the FLDOE – a common target population for 21st CCLC programs across the country. More specifically, 76.0% of the regularly participating students were below proficiency in reading/ELA (N=98 of 129) 77.4% were below proficiency in mathematics (N=106 of 137); and 84.4% were below proficiency in science (N=38 of 45). These proportions exceed Florida's proportions, demonstrating that the Tampa After School All Stars (Memorial) 21st CCLC Program was more successful than most Florida programs in attracting and serving those students with the highest educational needs. These state assessment scores are important to establish a baseline of student achievement towards the end of the prior year and, with some level of accuracy, their baseline level for the present academic year. The program utilized such data to guide



placement of students, selection of remedial activities, and implementation of the greatest level of differentiated instruction allowable within the highly structured 21st CCLC project-based learning model.

**Table 10-1: Distribution of Regular Students by Proficiency Level (Prior Year)**

	N	Level 1	Level 2	Level 3	Level 4	Level 5
Reading / ELA Florida Standards Assessment	129	67 (51.9%)	31 (24%)	21 (16.3%)	9 (7%)	1 (0.8%)
Mathematics Florida Standards Assessment	137	59 (43.1%)	47 (34.3%)	25 (18.2%)	6 (4.4%)	0 (0%)
Science FCAT 2.0	45	20 (44.4%)	18 (40%)	7 (15.6%)	--	--

*Note: Not all students take the various state standardizes assessments, particularly those not in Florida and those with significant limitations precluding them from taking such a structured assessment.*

### **Current Year State Assessments (2017-2018)**

In terms of current year assessment scores, the Tampa After School All Stars (Memorial) 21st CCLC project worked to collect and provide 2018 FSA proficiency levels on all regularly participating students in tested grade levels, as well as Statewide Science Assessment (SSA) scores on any students taking such assessments (i.e., 5th and/or 8th grade students). It is noted that not all students have all standardized test scores, particularly those students that took an alternative assessment, those that were not in the country long enough to qualify for the assessment, those attending private schools, and those that were not enrolled in the school long enough to have their scores considered for the 2017-2018 assessment year. Overall, as shown in Table 10-2, of the 150 regularly participating students in the Tampa After School All Stars (Memorial) 21st CCLC program, 150 students were eligible to take the standardized assessments in reading and mathematics (3rd grade or higher), while 57 were in grade levels eligible to take the Statewide Science Assessment (5th or 8th grades). Of these students, the program reported FSA reading levels on 142 regularly participating students (94.7% of eligible students) and FSA mathematics levels on 141 regularly participating students (94%). Moreover, the program submitted Statewide Science Assessment (SSA) scores on a total of 55 regularly participating students - 96.5% of all 5th and 8th grade students participating in the program.

Of those regularly participating students served by the 21st CCLC program with FSA and/or SSA scores from the current 2017-2018 academic year, 78.9% were below proficient in Reading/ELA (N=112 of 142 regularly participating students with reading



scores), 71.6% were below proficient in mathematics (N=101 of 141 with math scores), and 87.3% were below proficient in science (N=48 of 55 with science SSA scores). Moreover, 121 regularly participating students with any levels reported (85.2%) were below proficient in at least one of the core academic subjects. This demonstrates that the Tampa After School All Stars (Memorial) 21st CCLC program was successful in targeting students with the highest educational needs. It is important to note that the Tampa After School All Stars (Memorial) 21st CCLC program was required by the FLDOE to include FSA/SSA performance as a progress indicator in the grant application. Unfortunately, while the 21st CCLC program is likely to have a lasting impact on the lives of the students who regularly participated, the lasting impact is not fully demonstrated through a short-term impact evaluation on such single-administration assessments of expert-defined 'achievement' in these core academic subjects. The lasting impacts will be immeasurable, as the students learned how to ask and answer questions through the project-based learning process, how to be active learners, and how they can achieve their goals through education. As such, while these state standardized assessment scores may seem low, it should not be interpreted that the Tampa After School All Stars (Memorial) 21st CCLC program had little impact on these students.

**Table 10-2: Regular Students by Proficiency Level (Current Year)**

	N	Level 1	Level 2	Level 3	Level 4	Level 5
Reading / ELA Florida Standards Assessment	142	60 (42.3%)	52 (36.6%)	20 (14.1%)	9 (6.3%)	1 (0.7%)
Mathematics Florida Standards Assessment	141	67 (47.5%)	34 (24.1%)	33 (23.4%)	7 (5%)	0 (0%)
Science FCAT 2.0	55	21 (38.2%)	27 (49.1%)	7 (12.7%)	--	--

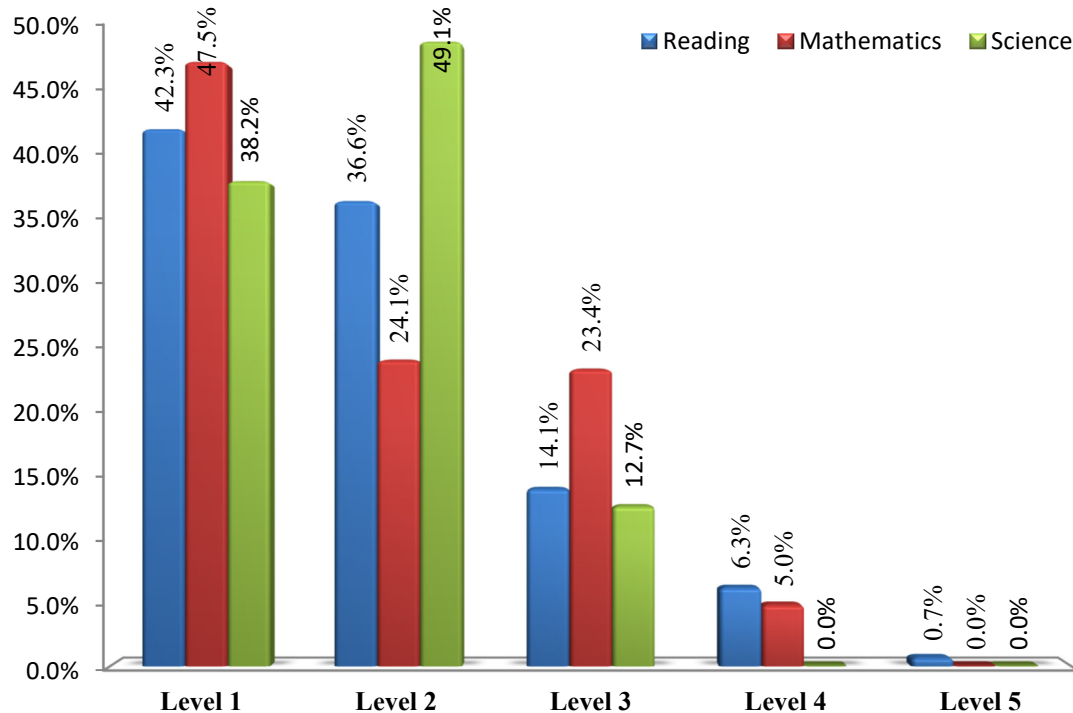
*Note: Not all students take the various state standardizes assessments, particularly those not in Florida and those with significant limitations precluding them from taking such a structured assessment.*

**Student Growth Metric Assessment:** While the distribution of standardized test proficiency levels provides some indication of the potential impact of the Tampa After School All Stars (Memorial) 21st CCLC Program on students, the ultimate goal of the evaluation process was to explore whether there was an impact of the 21st CCLC and growth of regularly participating students. In line with the objective metric required of the majority of Florida's 21st CCLC programs, it is important to understand how the statewide metric is calculated for the evaluation process (particularly in light of the aforementioned questions regarding the comparability of proficiency levels from the prior year and the current year). In essence, the FLDOE required most 21st CCLC



programs to indicate the number of students that either improved from the prior year or maintained 'proficiency' or better from the 2016-2017 to 2017-2018 program year.

*Figure 10-1: Distribution of Students by 2018 Proficiency Levels*



The distribution of scores from the current year standardized tests (2017-2018) already indicates the number of students meeting proficiency (i.e., those at Level 3 or higher), but the distribution does not indicate the number of students that improved in their proficiency level from the prior year. Comparisons between SSA and FSA scores must be done carefully and consistent with Florida Department of Education guidance on such comparisons. It is important to note that improving in proficiency level requires greater than one year of gains, as a student maintaining any level would be considered to have made at least one year of gains. Regardless, as it is a required method of assessing performance on the state assessments, this secondary method is included within the report. Overall, of the 142 regularly participating students in the program with current year FSA reading levels, 49 (34.5%) improved their performance level from the prior year, maintained proficiency from the prior year, or earned 'proficient' or better during the current year (if no prior year scores). Similarly, of the 141 regular students with current year FSA math levels, 46 (32.6%) improved their performance level from the prior year, maintained proficiency from the prior year, or earned 'proficient' or better during the current year (if no prior year scores).





---

## ***OBJECTIVE PROGRESS: ACADEMIC COURSE GRADES***

The Government Performance and Results Act (GPRA) of 1993 was passed to help increase accountability of federal programs and ensure the highest performing and successful programs are continued, while lower performing programs are discontinued or provided substantial technical assistance from the state education agency. Given the requirement to develop uniform performance measures for each federal program, the US Dept. of Education (USED) identified a series of specific indicators for the 21st CCLC program. In addition to performance on standardized tests among 21st CCLC students, the USED chose improvement in grades in core academic subjects as one of the primary GPRA indicators for 21st CCLC.

The US Department of Education (through an online data submission system - known as 21APR) requires all 21st CCLC programs to report any substantial changes in reading/language arts and mathematics grades for regularly participating 21st CCLC students (those attending the program for at least 30 days). To report on changes in grade performance for regular attendees, programs are instructed to compare the students' first set of fall reading/language arts and math grades with the students' last set of spring grades for those participants who were regular attendees during the reporting period (the FLDOE requires the comparison to only consider the 4th quarter grades as the second comparison point). If the grades for a given student did not span the course of the entire school year (e.g., the student was only enrolled in math or reading/language arts for one semester), programs are instructed to not report grade results for the student in question. There are often some instances where programs have either reading/language arts or math grades for comparison, but not both. In such a case, the programs are instructed to report the change in student performance only for the grades available. The only exception to when a regular student should be reported is if the student only attended during the summer, and thus did not receive a dosage of the 21st CCLC program during academic periods. For regularly participating students that attended the summer only, the USED requests that they not be included in the submission of academic course grades to the online system.

In determining which regularly participating 21st CCLC students changed in terms of course grades, the US Department of Education requires the threshold for change to be one-half letter grade (e.g., B- to B, B to B+, etc.). For each of the subject areas, programs reported the number of students that stayed the same (i.e., did not increase or decrease), the number that improved by half a grade or more, and the number that decreased by half a grade or more between Fall and Spring. For those students that did not change,

programs have traditionally been provided the ability to indicate the number of such students that were already at the highest grade (e.g., "A") and, therefore, unable to improve. If using a 100-point scale, programs were instructed that a half-grade change is a decrease or increase of 5 points. If using an A-F scale, a half-grade change was described as any decrease or increase in the letter grade (e.g., for example, A to A- is a decrease and C+ to B- is an increase). If using an E-S-U (Excellent-Satisfactory-Unsatisfactory) or similar non-A-F letter-grade scale, a half-grade change is defined as a decrease or increase from one letter grade to another.

However, there is a negative bias within the method used by the USED in determining student improvement in academic achievement. Namely, 'average' or 'above average' grade maintenance should not be considered a negative indicator for student achievement, as a student performing at an "A" level at the beginning of the year and achieving a "B" level at the end of the year suggests the student has actually learned substantial information to remain at the "above average" level of performance (rather than decreasing in performance over the course of the year). Certainly, one could argue that moving from an "A" to a "D" suggests a decrease in overall performance and an apparent lack of growth in knowledge and skills. However, because the expectations of each grading period are built upon knowledge in the prior grading periods, maintenance of an 'average' or 'above average' grade suggests improvement in both knowledge and skills over the course of the year.

The purpose of the objectives proposed by the Tampa After School All Stars (Memorial) 21st CCLC program is to demonstrate improvement in knowledge, not simple improvement in grades. Therefore, for the purposes of this summative evaluation, it is most appropriate to compare grading periods to determine whether there was knowledge and skill growth among students participating in the 21st CCLC program. The process for evaluating objectives included the identification of each student's earliest available Fall grade for each course (first, second, or third quarter grades) and their fourth-quarter Spring course grade for the same course (students are not analyzed if they do not have fourth-quarter grades, as per instruction of the FLDOE). For some students, the second grading period is a more accurate assessment of their baseline performance prior to the mid-year, but the summative evaluation data are analyzed in keeping with the general expectations of the USED, which explores the first available Fall/Spring grade with the fourth-quarter Spring grade.

For each subject analyzed within the summative evaluation, two comparisons are presented: (1) a grade-only comparison consistent with USED guidelines; and (2) an



adjusted knowledge-based comparison. The first comparison is that suggested by the FLDOE and USED for 21st CCLC programs, which requires a student to demonstrate changes in course grades from Fall to Spring by either: (1) maintaining an 'above average' grade; (2) improve from an 'average' grade to an 'above average' grade; or (3) improve from a 'below average' grade to an 'average' or 'above average' grade. Within the first comparison method, students maintaining an 'average' grade are considered to have failed to meet the expectations of the FLDOE for the purposes of the 21st CCLC program. However, this maintains the unfair bias noted above (where students increasing knowledge but maintaining an 'average' grade are excluded from being considered successful), such that an adjusted method is warranted to better describe the impact of the 21st CCLC program. More specifically, for the adjusted method, student growth and academic development were categorized into three categories: (1) Improved: this includes those students who increased at least  $\frac{1}{2}$  letter grade and those who maintained an "above average" grade from the Fall to the Spring (including moving from an A to B, remaining above average, etc.); (2) Maintained: this includes those students who maintained their grade across the Fall and Spring comparison grades (e.g., C to C, B to C, A to C, proficient to proficient, etc.); and (3) Declined: this includes those students whose course grade dropped during the course of the semesters graded (A to D, C to F, proficient to not proficient, meeting standard to not meeting standard, etc.). While the summative evaluation utilizes the terminology of the US Department of Education, it is noted that the "declined" category includes students that maintained below average grades - though it can be supposed that these students actually did decline in their academic achievement over the course of the year, and that the 21st CCLC program failed to make a significant impact on their academic performance.

For the purposes of the summative evaluation process, the Tampa After School All Stars (Memorial) 21st CCLC Program collected and submitted academic course grades on all regularly participating students where grades were accessible. It is important to note that not all students had accessible grades, such as students that left the district, students taking special courses that do not receive traditional grades, and students that were not enrolled in the district schools prior to attending the program. In some cases, the withdrawal of a student from the Tampa After School All Stars (Memorial) 21st CCLC program also withdraws their permission for the program to access and report their grade-based and performance data. For grades to be compared, it is important that students have marks from at least two grading periods - generally, the first grading period and the last grading period (some students did not have the first grading period, such that the second grading period or third grading period was utilized as their baseline, as per instructions from the FLDOE). It is also noted that some students had grades submitted,

but there were insufficient grading periods necessary for comparison to demonstrate growth across the academic year (e.g., the student must have fourth-quarter grades to be compared within the end-of-year analyses, as per requirements from the FLDOE).

### *Reading / English Language Arts Course Grades*

Across Florida, as shown in Table 10-3 and using the most recent statewide data available (as reported to the US Department of Education), 35.3% of regularly participating students on whom reading/ELA grades were reported to have improved their academic performance by a half-letter grade or more, whereas 42.3% maintained their grades in reading and English Language Arts. Maintenance is not considered a negative indicator, as a student performing at a 'B' level at the beginning of the year and maintaining that 'B' level at the end of the year suggests that the student has actually learned enough information throughout the year to remain at the 'average' level of performance (rather than decreasing in performance over the course of the year). As shown in Table 10-3, the proportions of students increasing, decreasing, and maintaining reading / ELA grades are relatively consistent between Florida and the Nation.

**Table 10-3: Reading / ELA Grade Changes (Florida vs. Nation)**

Change in Grade Status	<i>Florida</i>		<i>Nation</i>	
	# Regular Attendees	% Regular Attendees	# Regular Attendees	% Regular Attendees
Improved	10,210	35.33%	32,085	39.18%
Maintained	12,234	42.34%	34,292	41.87%
Declined	6,451	22.33%	15,523	18.95%
Total	37,346	---	425,498	---

*Note: These data are the most recent available for the Nation and Florida, having been retrieved from the federal PPICS system prior to its retirement. The FLDOE and USED have not provided such data at the national or state level since these data were retrieved in 2012.*

Tampa After School All Stars (Memorial) Reading Progress: As shown in Table 10-4, the program reported reading grades on a total of 148 regularly participating students - 98.7% of the 150 regularly participating students attending the program at least 30 days total and at least one day during the 2017-2018 academic year. Data submitted by the program included 2 students with missing reading grades (i.e., having grades from only one of two comparison grading periods) and no regularly participating students with no reading grades reported. Assessment of reading grades compared each student's earliest reading grade of the first three quarters of the academic year and the final reading fourth-quarter grade of the academic year. Overall, using the comparison method for grades



developed by the FLDOE for newer 21st CCLC programs, a total of 102 out of 148 regularly participating students with comparison grades (68.9%) demonstrated success based on their reading grade performance from the first half to the second half of the 2017-2018 academic year (e.g., from quarter 1 to quarter 4). However, the FLDOE method does not consider students who maintained 'average' grades as successful on this metric, though many education experts and statisticians believe maintaining an 'average' grade should still be considered a success and demonstrative of improved knowledge. If including 'maintenance' of average grades as meeting this metric, then a total of 113 regularly participating students demonstrated improved knowledge and skills in reading (76.4% of the regularly participating students with comparison grades), as demonstrated by those who maintained or improved to an average or above average course grade from the first half to the second half of the academic year. Based on data provided, this appears a true and accurate indicator of impacts in overall reading skills and knowledge among students in the Tampa After School All Stars (Memorial) 21st CCLC program.

**Table 10-4: Impacts on Academic ELA Grades (Regular Students)**

Change Status	Reading Grades <i>Grade-Change Only FLDOE Method</i>		Reading Grades <i>Knowledge-Based Adjusted Method</i>	
	# Students	% Students	# Students	% Students
Met Metric	102	68.9%	113	76.4%
Did Not Meet	46	31.1%	35	23.6%
Total	148	--	148	--

*Note: The 'grade-change' method does not allow for students maintaining an average grade to be considered to have met the metric for change – those meeting the "grade change" metric must maintain an above average grade or increase their grade from below average to average or average to above average. The adjusted method allows for maintenance of an average grade or better to also be considered successful for the individual student.*

### **Mathematics Course Grades**

Across the Nation, 21st CCLC programs also reported data as to improvement in mathematics grades. As shown in Table 10-5, 34.1% of regularly participating 21st CCLC students across Florida on whom mathematics grades were reported improved their academic performance by a half-letter grade or more, whereas 41.9% maintained their grades. As with reading grades, maintenance is not considered a negative indicator, as a student performing at a 'C' level at the beginning of the year and maintaining that 'C' level at the end of the year suggests that the student has learned enough information throughout the year to remain at the 'average' level of performance (rather than decreasing in performance over the year). Table 10-5 also compares mathematics changes between Florida students and students throughout the Nation. As shown, the



percentage of students increasing, decreasing, and maintaining grades in mathematics are relatively consistent between Florida and the nation.

**Table 10-5: Mathematics Grade Changes (Florida vs. Nation)**

Change in Grade Status	Florida		Nation	
	# Regular Attendees	% Regular Attendees	# Regular Attendees	% Regular Attendees
Improved	9,736	34.10%	30,764	37.99%
Maintained	11,951	41.86%	33,617	41.51%
Declined	6,862	24.04%	16,595	20.49%
Total	37,346	---	425,498	---

*Note: These data are the most recent available for the Nation and Florida, having been retrieved from the federal PPICS system prior to its retirement. The FLDOE and USED have not provided such data at the national or state level since these data were retrieved in 2012.*

Tampa After School All Stars (Memorial) Mathematics Progress: As shown in Table 10-6, the program reported mathematics grades on a total of 148 regularly participating students - 98.7% of the 150 regularly participating students attending the program at least 30 days total and at least one day during the 2017-2018 academic year. Data submitted by the program included 2 students with missing mathematics grades (i.e., having grades from only one of two comparison grading periods) and no regularly participating students with no mathematics grades reported. Assessment of mathematics grades compared each student's earliest mathematics grade of the first three quarters of the academic year and the final mathematics fourth-quarter grade of the academic year. Overall, using the comparison method for grades developed by the FLDOE for newer 21st CCLC programs, a total of 95 out of 148 regularly participating students with comparison grades (64.2%) demonstrated success based on their mathematics grade performance from the first half to the second half of the 2017-2018 academic year (e.g., from quarter 1 to quarter 4). However, the FLDOE method does not consider students who maintained 'average' grades as successful on this metric, though many education experts and statisticians believe maintaining an 'average' grade should still be considered a success and demonstrative of improved knowledge. If including 'maintenance' of average grades as meeting this metric, then a total of 118 regularly participating students demonstrated improved knowledge and skills in mathematics (79.7% of the regularly participating students with comparison grades), as demonstrated by those who maintained or improved to an average or above average course grade from the first half to the second half of the academic year. Based on data provided, this appears a true and accurate indicator of impacts in overall mathematics skills and knowledge among students in the Tampa After School All Stars (Memorial) 21st CCLC program.





**Table 10-6: Impacts on Academic Mathematics Grades (Regular Students)**

Change Status	Math Grades <i>Grade-Change Only FLDOE Method</i>		Math Grades <i>Knowledge-Based Adjusted Method</i>	
	# Students	% Students	# Students	% Students
Met Metric	95	64.2%	118	79.7%
Did Not Meet	53	35.8%	30	20.3%
Total	148	--	148	--

*Note: The 'grade-change' method does not allow for students maintaining an average grade to be considered to have met the metric for change – those meeting the "grade change" metric must maintain an above average grade or increase their grade from below average to average or average to above average. The adjusted method allows for maintenance of an average grade or better to also be considered successful for the individual student.*

### **Science Course Grades**

Science Progress: The US Department of Education does not collect performance indicators on Science, though the Florida Department of Education requires science to be provided by all Florida 21st CCLC programs. As such, science grade data must be considered by Florida programs within the evaluation process. Using the same methods as for ELA and Mathematics, As shown in Table 10-7, the program reported science grades on a total of 148 regularly participating students - 98.7% of the 150 regularly participating students attending the program at least 30 days total and at least one day during the 2017-2018 academic year. Data submitted by the program included 2 students with missing science grades (i.e., having grades from only one of two comparison grading periods) and no regularly participating students with no science grades reported. Assessment of science grades compared each student's earliest science grade of the first three quarters of the academic year and the final science fourth-quarter grade of the academic year. Overall, using the comparison method for grades developed by the FLDOE for newer 21st CCLC programs, a total of 101 out of 148 regularly participating students with comparison grades (68.2%) demonstrated success based on their science grade performance from the first half to the second half of the 2017-2018 academic year (e.g., from quarter 1 to quarter 4). However, the FLDOE method does not consider students who maintained 'average' grades as successful on this metric, though many education experts and statisticians believe maintaining an 'average' grade should still be considered a success and demonstrative of improved knowledge. If including 'maintenance' of average grades as meeting this metric, then a total of 122 regularly participating students demonstrated improved knowledge and skills in science (82.4% of the regularly participating students with comparison grades), as demonstrated by those who maintained or improved to an average or above average course grade from the first





half to the second half of the academic year. Based on data provided, this appears a true and accurate indicator of impacts in overall science skills and knowledge among students in the Tampa After School All Stars (Memorial) 21st CCLC program.

**Table 10-7: Impacts on Academic Science Grades (Regular Students)**

Change Status	Science Grades <i>Grade-Change Only FLDOE Method</i>		Science Grades <i>Knowledge-Based Adjusted Method</i>	
	# Students	% Students	# Students	% Students
Met Metric	101	68.2%	122	82.4%
Did Not Meet	47	31.8%	26	17.6%
Total	148	--	148	--

*Note: The 'grade-change' method does not allow for students maintaining an average grade to be considered to have met the metric for change – those meeting the "grade change" metric must maintain an above average grade or increase their grade from below average to average or average to above average. The adjusted method allows for maintenance of an average grade or better to also be considered successful for the individual student.*

## OBJECTIVE PROGRESS: PRE-POST ASSESSMENTS

Several activities within the Tampa After School All Stars (Memorial) 21st CCLC Program proposed to include pre-post assessments and/or pre-mid-post assessments of knowledge gained and skills learned within the 21st CCLC program. While the activities provided by the 21st CCLC program appear to be of high quality and have a high level of potential to build student knowledge, skills, abilities, and interests, the use of specific interim assessments help provide a quantitative and objective analysis of the impact of these activities on regularly participating 21st CCLC students. Pre-post assessments help “showcase” the program accomplishments and strengths with specific impact and outcome data, rather than relying on generalized data that could be impacted by a wider variety of confounding influences (e.g., grades are impacted by the 21st CCLC program and many unmeasured interventions from school day teachers). While pre-post assessments can certainly be impacted by other variables from the school day and at home, they will provide a 'cleaner' view of programmatic impacts. In addition, pre-post assessments are generally more powerful than grades and standardized test scores in determining the impact of specific components of the Tampa After School All Stars (Memorial) 21st CLCC program, as they are provided specific to the activities and lessons being provided within the program and tend to have more variability in scores. Hence, the assessments are less confounded with other extraneous variables (e.g., other school interventions, etc.) and often provide more interesting data and results.



It is important to note that individual students may not have received all pre-post assessments provided by the Tampa After School All Stars (Memorial) 21st CCLC Program, as students may have entered the program too late to receive the pre-test or left the program too early to receive the post-test. The general rule of thumb (explained to the 21st CCLC program by the external evaluator), is that students should receive approximately one month of service between a pre-test and post-test (or complete the entire unit if the pre-post was designed for shorter units). While it may seem pre-post assessments would reduce the ability of the program to impact students, it is important to note this was considered by the program and the evaluator, and the program designed and/or adopted assessments to be both short and integrated with the chosen project-based learning plan, associated curriculum, or personal enrichment activity. As such, the 21st CCLC students and teachers do not generally view the pre-post assessment process as a significant burden on their time and, in some cases, enjoyed the pre-post assessments as they introduced new materials and/or allowed the students to show-off their knowledge and skills.

For the purposes of the summative evaluation report, the Tampa After School All Stars (Memorial) 21st CCLC Program provided assessments for review of student progress towards states objectives. As with other metrics, the FLDOE requires that only those students with at least 30 days of attendance in the 21st CCLC program be included in any analysis of metrics. As such, while the Tampa After School All Stars (Memorial) 21st CCLC program may have had 'non-regular' students with assessments, only the 150 regularly participating students are included in these analyses. Assessments can be assessed in two methods, depending on how the assessments were given. For pre-post assessments, most programs give two to three pre-post assessment pairings over the course of the operational year (e.g., Summer, Fall, Spring). In this type of assessment system, the individual pre-post assessments are compared separately. Any student with at least one pre-post assessment showing improvement or maintenance (within 5% of the baseline score) under the stated metric are considered to have met the objective for evaluation purposes.

The second method is a pre-mid-post assessment, where the program provides a pre-test in the fall, a mid-test in the winter, and a post-test in the spring. Technically, the process is largely the same, but students have fewer assessments to take because the mid-test provides both a follow-up to the earlier pre-test and a new baseline (pseudo-pre-test) for the second half of the year. This is most commonly used with physical education objectives, but can be used with any continuous skills-based assessment or when the single assessment can be repeated multiple times without confusion or practice effects

impacting the results. This process also allows for additional comparisons between the three assessment periods. Essentially, three comparisons are made for each of the subjects wherein the program provided pre-mid-post assessments: (1) pre-mid comparison demonstrating program progress towards the associated metric at the middle of the year; (2) mid-post comparison demonstrating program progress in only the second half of the academic year; and (3) pre-post comparison demonstrating program progress on the associated metric over the entire academic year. A student is considered to have met the metric under the pre-mid-post comparison if they improve under one or more comparison. Table 10-8 provides a summary of pre-post and pre-mid-post analyses based on data submitted for review at the end of the 2017-2018 program year.

**Table 10-8: Pre-Post Assessment Analysis Summary**

	Type of Assessment	Improved / Maintained	Declined	Total
Career Exploration Engagement	Pre-Post	148 (99.3%)	1 (0.7%)	149
Physical Activity Self-Reported Performance	Pre-Mid-Post	145 (100%)	--	145

*Note: This table provides overall results of pre-post and pre-mid-post assessments. This analysis is used consistent with the Objective Assessment and Data Collection Tool (OADCT) submitted to FLDOE. For each assessment using pre-mid-post assessment strategies, students meeting the metric must either improve or maintain their assessment from (1) pre-test to mid-test; (2) mid-test to post-test; or (3) pre-test to post-test. For each analysis using pre-post assessment strategies, the student must have improved or maintained with at least one pre-post assessment pairing.*

From the results displayed in Table 10-8, the program appears to have made progress towards meeting each of the stated objectives using pre-post and/or pre-mid-post assessment procedures. Should the program use these procedures in the future, the program is reminded as to the timeline that best conforms to such metrics under the 21st CCLC model. In essence, pre-post assessments should be administered approximately three times per year: (1) Summer (if in operation); (2) Fall (Pre-Test in August; Post-Test in December); and (3) Spring (Pre-Test in January; Post-Test in May). Pre-mid-post assessments should be provided using the same assessment up to five times per year (1) Summer Pre-Test; (2) Summer Post-Test; (3) Fall Pre-Test (August); (4) Winter Mid-Test (January); and (5) Spring Post-Test (May). Regardless of the timeline, the following provides the most salient findings from the multi-point assessment results:

- Career Exploration Engagement: The Tampa After School All Stars (Memorial) 21st CCLC Program collected engagement-based pre-post assessments in career exploration from a total of 149 out of 150 regularly participating middle school students (99.3%) during the course of the 2017-2018 program year (Summer 2017



and 2017-2018 Academic Year). Of these 149 students, a total of 148 regularly participating middle school students (99.3%) demonstrated achievement of this engagement-based objective on at least one of the career exploration pre-post assessments provided during the course of the program year.

- **Physical Activity Self-Reported Performance:** The Tampa After School All Stars (Memorial) 21st CCLC Program collected multi-point, self-reported performance-based, pre-mid-post comparative assessments in physical activity from a total of 145 out of 150 regularly participating middle school students (96.7%) during the course of the 2017-2018 program year (Summer 2017 and 2017-2018 Academic Year). While additional students may have had some assessment scores, this analysis only considers those students with at least two comparable scores on the same measure. Of these 145 students, a total of 145 regularly participating middle school students (100%) demonstrated achievement of this self-reported performance-based objective on at least one of the physical activity pre-mid-post assessments provided during the course of the program year.

---

### ***STAKEHOLDER SURVEYS: STATEWIDE PARENT SURVEY***

The Tampa After School All Stars (Memorial) 21st CCLC program was successful in obtaining responses to the state-mandated end-of-year parent satisfaction inventory administered in April 2018. The satisfaction survey assessed parental opinions on several aspects of the Tampa After School All Stars (Memorial) 21st CCLC program and perceived impacts on the participating students. The survey was originally designed by the Center for Assessment, Strategic Planning, Evaluation and Research (CASPER) and modified by the Florida Department of Education as a statewide assessment of parent satisfaction. The survey is focused on more general aspects of satisfaction, with some specific items regarding expected outcomes of all 21st CCLC programs. Overall, an estimated 150 surveys were distributed (representing the total number of regular student participants) and 47 were returned partially or fully completed – representing a 31.3% response rate (with a 25.0% response rate generally considered the minimum acceptable rate for reliability).

Responding parents represented a good proportion of the student population, with multiple children in many families. While it can be assumed that at least 31.3% of the regular student population was represented by these parents, this percentage somewhat underrepresents the actual proportion of students represented secondary to an inability to consider siblings and children living under the same household, as the surveys were

anonymous. Overall, 93.6% of parents responding to the survey reported general satisfaction with the 21st CCLC program, with only 6.4% of parents reporting a lack of satisfaction. Specific questions on the parent survey are provided in Table 10-9. Although the state parent surveys were used at the end of the year in lieu of a program-generated short survey, the program may wish to consider a short survey that is more tailored to the activities and services provided by the 21st CCLC program. Such a process could help the program make changes based on the survey results, thus helping to improve satisfaction and overall participation in the program. The following provides a synopsis of the most significant findings for the purposes of the summative evaluation.

**Table 10-9: Parent Satisfaction Inventory: Perception of Program Impact**

Satisfaction Item	Satisfied	Neutral	Unsatisfied
Overall Satisfaction with Program As Whole	93.6%	0.0%	6.4%
Staff Warmth and Friendliness	93.6%	2.1%	4.3%
Staff Ability to Relate to my Child	93.5%	0.0%	6.5%
Staff Ability to Relate and Reach out to Parents	91.5%	2.1%	6.4%
Variety of Activities Offered to my Child	95.6%	2.2%	2.2%
Child(ren)'s Happiness with Program	93.6%	2.1%	4.3%
Child Improved in Completing Homework	78.3%	13.0%	8.7%
Child Improved in Academic Performance	91.1%	4.4%	2.2%
Child Improved in Getting Along with Others	97.8%	0.0%	2.2%
Child: Improved Staying out of Trouble	93.5%	2.2%	4.3%
Confidence that Child is in Safe Environment	95.7%	0.0%	4.3%
Helped Parent be More Involved in Child's Education	89.4%	4.3%	6.4%
	Yes	Maybe	No
Participated in the Adult Family Member Events?	43.5%	--	56.5%
Have Adult Family Member Events been beneficial?	90.0%	--	10.0%
Would you sign your child up for this program again?	93.3%	2.2%	4.4%

*Note: Table 10-9 provides data from an online data collection system implemented by the FLDOE. The survey and survey questions were selected by the FLDOE from a longer, research-based, validated parent survey.*

While the Tampa After School All Stars (Memorial) 21st CCLC program worked to address any areas that did not achieve 100% satisfaction, the program is specifically encouraged to work towards improving all parent satisfaction survey responses into the 90%+ range. Any survey items below the 90% satisfaction level should elicit significantly more attention, either through educating parents or actively changing the



program. In addition, the program is encouraged to read and explore the open-ended responses from parents about what they would like to see changed in the program. While the comments are occasionally difficult to understand, they can be tremendously helpful in providing a richer understanding of the desires and needs of program families. It is important to note that 93.3% of respondents indicated they would sign up their child(ren) again next year if the program is offered, and 90.0% indicated they found the adult family member events helpful to their needs as adult family members. Overall, the parents appeared to be overwhelmingly satisfied with the Tampa After School All Stars (Memorial) 21st CCLC program, and appeared honest in their feedback given the distribution of scores. The following are the most salient aspects of the overall parent satisfaction survey, as well as results from those variables most commonly reported by Florida's 21st CCLC programs.

### *Overall Satisfaction Variables*

- 93.6% of parents reported being satisfied with the 21st CCLC program as a whole, with 93.6% of parents being 'very satisfied' or 'satisfied' with the warmth and friendliness of the 21st CCLC staff members.
- 93.5% of parents reported being 'very satisfied' or 'satisfied' with the ability of the 21st CCLC staff to relate to their child(ren).
- 95.6% of parents reported satisfaction with the variety of 21st CCLC activities provided to their child(ren); 93.6% reported satisfaction with their child(ren)'s happiness with the overall 21st CCLC program; and 95.7% reported satisfaction with the 21st CCLC program providing a safe environment for activities.
- 93.3% of parents reported they would again sign up their child(ren) for this 21st CCLC program, and only 17.1% stated their children would be in another afterschool program if the 21st CCCL program was not available.

### *Parent Involvement in Student Education*

- 91.5% of parents reported being 'very satisfied' or 'satisfied' with the ability of the 21st CCLC staff to relate and reach out to them as parents.
- 89.4% of parents reported satisfaction with the 21st CCLC program helping them become more involved with their child(ren)'s education. Of all adults responding to the survey, 43.5% reported engaging in at least one of the adult family member events with the program, with 90.0% of these adults indicating they found the family member services to be beneficial.



### *Parent-Perceived Student Impacts*

- 91.1% of parents reported satisfaction with their child(ren)'s improvement in their overall academic performance, and 78.3% were satisfied with their child(ren)'s improvement in completing their homework.
- 97.8% of parents reported satisfaction with their child(ren)'s improvement in getting along with others, and 93.5% reported satisfaction with their child(ren)'s improvements in staying out of trouble.

---

### **STAKEHOLDER SURVEYS: ADULT LITERACY PERFORMANCE**

In addition to the statewide parent survey, the Tampa After School All Stars (Memorial) 21st CCLC program utilized the Adult Literacy Performance Survey (ALPS) to assess the impact of adult family literacy events and trainings on participating adults. The program can only provide adult family literacy services to the adults of actively participating students, and the FLDOE requires that all activities be focused on literacy. The program is reminded that 'literacy' is not limited to reading and writing, but covers any knowledge-based enhancement. This can include a wide range of programing, such as computer literacy, financial literacy, or parenting literacy. The ALPS assesses self-reported impact on knowledge and conative impacts on parenting and educational involvement. As per the instructions on the ALPS: 'Literacy is more than reading – it is competence or knowledge in any specific area. Today's training was focused on providing you information about specific topics to help your family and your student(s) succeed. We are interested in whether the training was helpful and whether your knowledge was improved. Please answer the following questions to the best of your ability. It is okay to leave questions blank if you do not know how to answer.' The data collected by the ALPS are anonymous, and they are not connected to student or adult family member names or demographics. Anonymous data are most likely to provide realistic and more accurate responses and feedback. Data are then provided to the evaluator for analysis and feedback to the program. Table 10-10 provides the outcome of the ALPS based on data submitted by the program and provided by adult family members. Note that surveys are provided after the adult literacy events, such that there can be more surveys returned than students in the program.

- Of the 71 surveys received following adult literacy trainings and events, 64.8% of adults reported they 'strongly agree' or 'agree' that the information provided during the training(s) increased their knowledge in the content area.





- Of the 71 surveys received following adult literacy trainings and events, 62% of adults reported they 'strongly agree' or 'agree' that the training(s) would increase their involvement in their child's education.
- Of the 71 surveys received following adult literacy trainings and events, 73.2% of adults reported they 'strongly agree' or 'agree' that the information provided would be useful in helping their family and children.

**Table 10-10: Adult Literacy Performance Survey (ALPS)**

The information provided in this training ...	N	Agree	Neutral	Disagree
... has increased my knowledge in the content area.	71	46 (64.8%)	25 (35.2%)	0 (0.0%)
... has taught me something new.	71	55 (77.5%)	4 (5.6%)	12 (16.9%)
... will be useful in helping my family and child(ren).	71	52 (73.2%)	19 (26.8%)	0 (0.0%)
... will change how I parent my child(ren).	71	38 (53.5%)	32 (45.1%)	1 (1.4%)
... provided resources to help my child(ren) succeed.	71	57 (80.3%)	13 (18.3%)	1 (1.4%)
... will increase involvement in my child's education.	71	44 (62.0%)	17 (23.9%)	10 (14.1%)
... helped me understand the importance of education.	71	54 (76.1%)	12 (16.9%)	5 (7.0%)

*Note: The number of surveys submitted can exceed the number of students in the program, as the program collects the ALPS after the adult family literacy events and adults can attend multiple events in the year.*

## STAKEHOLDER SURVEYS: STUDENT SATISFACTION SURVEY

In addition to the parent survey, the Tampa After School All Stars (Memorial) 21st CCLC program collected data using the statewide student satisfaction and feedback survey. The survey was originally designed by the University of Florida (Zhang & Byrd, 2004) to help determine student beliefs about the impact of 21st CCLC programming on several primary aspects of their academic life (e.g., schooling, citizenship, friendships, etc.). The original student survey was designed to assess, at some level, student-reported impact on reading skills, mathematics skills, science, skills, visual and performing arts skills, technology skills, and physical fitness skills. The FLDOE modified the validated student survey and removed several questions to streamline the survey. A total of 136 students (90.7% of the 150 regularly participating 21st CCLC students) completed the



required statewide student satisfaction inventory, as altered and provided by the FLDOE. Of these students, as shown in Table 10-11, 93.4% enjoyed the activities in the program and 92.4% felt safe in the afterschool program.

**Table 10-11: Student Satisfaction Inventory: Perception of Program Impact**

		Definitely	Somewhat	Not At All
Overall	Did you enjoy the activities in the afterschool program?	50.0%	43.4%	6.6%
	Did the program have adults who care about you?	69.6%	23.0%	7.4%
	Did you feel safe at your afterschool program?	74.2%	18.2%	7.6%
Academics	Did the program help you with your homework?	64.4%	26.7%	8.9%
	Did the program help you improve your grades?	56.3%	31.1%	12.6%
Behavior	Did the program help you get along well with others?	51.9%	41.5%	6.7%
	Did the program help you solve problems in a positive way?	56.0%	35.1%	9.0%
	Did the program help you understand that following rules is important?	71.3%	24.3%	4.4%
	Did the program help you understand that violence is wrong?	73.0%	18.9%	8.2%
	Did the program help you understand that doing drugs is wrong?	70.9%	15.7%	13.4%
Career	Did the program help you understand that setting goals is important?	58.2%	34.4%	7.4%
	Did the program help you understand how to make career choices?	60.9%	27.3%	11.7%

*Note: Table 10-11 provides data from an online data collection system implemented by the FLDOE. The survey and survey questions were selected by the FLDOE from a longer, research-based, validated student survey.*

Overall, as shown in Table 10-11, the program was relatively successful in producing satisfaction among regularly participating students based on the questions within the statewide student survey. However, the program is encouraged to explore why some students were not “definitely” satisfied with the 21st CCLC program and only “somewhat” or “not at all” satisfied. It is important to note that this survey was developed as a statewide survey and, as such, was not tailored to specific activities and services provided by the Tampa After School All Stars (Memorial) 21st CCLC program. It is possible that a more tailored satisfaction survey and/or a survey immediately following major activities might provide a better indication as to whether students are satisfied with specific components or activities within the 21st CCLC program. The program may wish to develop a program-specific survey to assess all self-reported student indicators related



to the 21st CCLC program. If a tailored survey is created, the program is reminded that not all objectives can use a student survey, as it is not necessarily valid to ask students whether they have improved in specific academic skills or knowledge. The program should also not lose sight of the purpose of such a student survey – continuous improvement and demonstration of student growth. The following provides the available findings from the modified student satisfaction survey provided by the FLDOE at the end of the 2016-2017 academic year.

### *Academics*

- 91.1% of students reported the 21st CCLC program definitely or somewhat helped them with their homework.
- 87.4% of students reported the 21st CCLC program definitely or somewhat helped them improve their course grades.

### *Behavior*

- 93.3% of students reported the 21st CCLC program definitely or somewhat helped them get along better with others.
- 91.0% of students reported the 21st CCLC program definitely or somewhat helped them learn to solve problems in positive ways.
- 95.6% of students reported the 21st CCLC program definitely or somewhat helped them understand that following rules is important.
- 91.8% of students reported the 21st CCLC program definitely or somewhat helped them understand violence is wrong.
- 86.6% of students reported the 21st CCLC program definitely or somewhat helped them understand doing drugs is wrong.

### *Citizenship / Career*

- 92.6% of students reported the 21st CCLC program definitely or somewhat helped them understand that setting goals is important.
- 88.3% of students reported the 21st CCLC program definitely or somewhat helped them understand how to make career choices.

### *Overall*

- 93.4% of students reported the 21st CCLC program definitely or somewhat provided enjoyable activities.
- 92.6% of students reported the 21st CCLC program definitely or somewhat had adults who cared about them.



- 92.4% of students reported the 21st CCLC program definitely or somewhat helped give them a safe place to learn.

### *STAKEHOLDER SURVEYS: TEACHER SURVEY OF PROGRESS*

Given the unique position of out-of-school programs, teacher surveys are used to collect information about changes in each individual student's behavior during the program year, and are considered more robust and more specific to the Tampa After School All Stars (Memorial) 21st CCLC program than are school grades and standardized achievement tests. The teacher survey used by Tampa After School All Stars (Memorial) for the 2017-2018 program year was provided by the FLDOE and was based on the questionnaire developed by the US Department of Education and required in prior years for the federal data collection system. Surveys were to be distributed to school-day teachers for each student attending the Tampa After School All Stars (Memorial) 21st CCLC program, wherein teachers were asked to indicate the extent to which student behaviors improved or did not improve during the academic year. The 21st CCLC program were to distribute an online link provided by the FLDOE for completion of the surveys to school-day teachers who have regular contact with the participating students, preferably a mathematics or English Language Arts teacher. Although it was permissible for the program to survey teachers who also served as 21st CCLC program staff members, the program strived to survey teachers who were not serving the program in this capacity.

Table 10-12 presents the results of the end-of-year teacher survey for the Tampa After School All Stars (Memorial) 21st CCLC program. Results are presented in terms of the percentage of students that improved, did not improve, or declined on the specified indicators. It should be noted that the category of 'did not need to improve' accounts for the potential 'ceiling effect' of students already doing well in the specified behavior and, thus, not able to improve beyond their initial performance when entering the program (e.g., a student that always turns in their homework could not improve in that behavior). Those that are already doing well are not included in the percentages under the 'Need to Improve' columns. The behavioral categories are as follows:

Behavior Code	Category of Behavioral Change
THW	Turning in homework on time
CHW	Completing homework to your satisfaction
PIC	Paying Attention and Participating in class
VOL	Volunteering (e.g. for extra credit or more responsibilities)



ATT	Attending class regularly
BAC	Being attentive in class
BEH	Behaving in class
ACP	Academic performance
MOT	Coming to school motivated to learn
ALN	Getting along well with other students
SEF	Improved Self-Efficacy (belief they can do well in school)
INV	Parents more interested and/or involved in child's education

The Tampa After School All Stars (Memorial) 21st CCLC program was successful in obtaining an outstanding number of completed 21st CCLC end-of-year teacher surveys. More specifically, the program was able to obtain 144 completed teacher surveys, which is equivalent to 96% of the 150 students regularly participating in the 21st CCLC program (attending at least 30 days of programming). It is noted that an additional 1 surveys were collected from students who had not met the 30-day requirement for 21st CCLC participation, and these students are not included in any of the analyses of these survey data (even if they met the 30-day requirement later in the program year, the survey was completed before they met the federal threshold). In general, a 25% response rate is acceptable for drawing conclusions as to whether the surveys demonstrate change in students and/or families, and the Tampa After School All Stars (Memorial) 21st CCLC Program surpassed this threshold, such that results can be considered valid for interpretation. Results from the administration of the end-of-year teacher survey are presented in Table 10-12. As shown, the regular day teachers of 21st CCLC students reported a high percentage of Tampa After School All Stars (Memorial) 21st CCLC students as improving in most of the behavioral categories. Overall, results suggest the 21st CCLC program had a very positive and significant impact on the majority of 21st CCLC students. The following represent some of the most notable findings from the 21st CCLC Teacher Survey:

- Of students needing to improve, teachers reported that 93.8% of 21st CCLC students demonstrated improvement in their effort towards completing assigned work; and 93.0% of regularly participating students demonstrated improvement in their overall academic performance.
- Teachers reported 93.1% of students in need of improvement demonstrated improvement in completing their homework to the teacher's satisfaction.
- Of students needing to improve, 93.8% of students paid more attention and participated more in class; 88.9% volunteered more in class; and 91.7% attended



class more regularly - all indicators of increased motivation and dedication to the overall educational process.

- While in the classroom environment, teachers reported that 90.2% of students needing to improve were more attentive in class and 93.7% came to school more motivated to learn.
- Of students needing to improve behaviors, teachers reported that 90.2% improved their in-class behavior and 95.1% improved in getting along with other students (i.e., positive interactions).
- 95.1% of participating students in need of improvement demonstrated teacher-rated improvement in self-efficacy (i.e., belief they can do well in school).
- Of those families where teachers felt improvement was needed, regular-day teachers reported 91.5% of 21st CCLC student's parents were more interested and involved in their child's education.

**Table 10-12: Teacher Survey of 21st CCLC Impacts**

Code	Did NOT Need to Improve	Needed to Improve			
		N	Improved	No Change	Declined
<b>THW</b>	0.0%	144	93.8%	5.6%	0.7%
<b>CHW</b>	0.0%	144	93.1%	6.9%	0.0%
<b>PIC</b>	0.0%	144	93.8%	5.6%	0.7%
<b>VOL</b>	0.0%	144	88.9%	10.4%	0.7%
<b>ATT</b>	0.0%	144	91.7%	8.3%	0.0%
<b>BAC</b>	0.0%	143	90.2%	9.8%	0.0%
<b>BEH</b>	0.7%	143	90.2%	9.8%	0.0%
<b>ACP</b>	0.7%	143	93.0%	7.0%	0.0%
<b>MOT</b>	0.7%	143	93.7%	5.6%	0.7%
<b>ALN</b>	0.7%	143	95.1%	4.9%	0.0%
<b>SEF</b>	0.0%	144	95.1%	4.9%	0.0%
<b>INV</b>	0.0%	142	91.5%	7.7%	0.7%

*Note: Percentage of "Did not need to improve" is based on all teacher surveys returned on regularly participating students. Percentages for "improved", "no change" and "declined" are based on the total number of students needing to improve and does not consider those students that did not need to improve.*



## STUDENT SNAPSHOT

The School District of Hillsborough County, Memorial Middle School After School All Stars, and 21st CCLC program prides itself on providing the most comprehensive and structured afterschool and summer programming to all students enrolled at every site. While the program could identify many students that have demonstrated success in the 21st CCLC program, the Florida Department of Education asked for a ‘Student snapshot’ to be provided on a single student that the program leaders felt demonstrated success on one or more program objectives (e.g. Reading, Math, Science, Art, Health, etc.). This narrative is provided for the purpose of the FLDOE and does not suggest that this is the only student that demonstrated progress and success in the program. Rather this student snapshot provides a single example of an individual student. For the purpose of this snapshot, the student will be referred to as “Sam”, a name chosen by Sam’s teacher. The following snapshot was written and provided directly by the student’s teacher, thus providing an unaltered and first-hand account of the impact of 21<sup>st</sup> CCLC.

Sam is an 8th grader at Memorial Middle School. He is a 13 year-old, black, non-Hispanic, male, gifted student. Although Sam is gifted, his frustrations used to manifest in defiant and oppositional behavior. It wasn’t that long ago that Sam lost his mother; he currently lives under the care of his older sister. His sister loves the program. She is a supporter and sees positive improvements in her little brother. Sam likes to be the center of attention and has the wits and the skills to do so. He likes to ‘outsmart’ the adults and sometimes may overstep his boundaries. His teachers will often say that Sam is talented young man but his mouth is what gets him in trouble. He is talented in the performing arts and uses it a lot to his advantage. One of his fine moments happened after the Slam Poetry finale of After School All Stars Memorial Middle School, where students were encouraged to participate in an open mic and show their poetry skills. Sam performed one of his own written pieces about a young man who despite adversities was able to turn his life around. Sam likes to show his individualism in his clothing. He will often wear outlandish-looking socks or mismatches them. Sam attends After School All Stars every day at Memorial Middle School and stays the entire program. He is very involved in many of the activities and enrichments the program has to offer. Sam also participates in coding and robotics classes. His love for sciences has blossomed and it shows in his improvement in math and science grades. Sam already completed his .5 credit for Algebra before his 9th grade year. In my opinion 21st CCLC helped Sam in reaching his goals and gained successes. The enrichment programs ASAS Memorial Middle School offers has had a positive academic impact on Sam. His sister loves the fact that Sam goes into high





school with some credits. Sam will brag about it as well. Sam is vocal about his gains and his oppositional and defiant behavior manifest now in highly improved academic and pro-social behavior.

---

## *DATA QUALITY AND STUDENT INCLUSION*

All performance-based, comparative program objectives are based on simple “improvement” measurements, such that each student is compared to their own baseline data for most of the associated metrics. Such within-subjects analysis is achieved by calculating whether each student increased, maintained, or declined in each of the metrics (as detailed in the respective ‘success criterion’ listed under each metric below) and then calculating the percent of all students with data that demonstrated improvement and maintenance (depending on success criterion). It is important to note that the objectives were not proposed to have a “significant increase” in student performance, such that traditional statistical methods are not necessary nor warranted. In addition, there is little control over extraneous variables with regards to the metrics used under these objectives (e.g., regular day interventions), such that a significant amount of Type I Error and potential violations to statistical assumptions limit the usefulness of ‘traditional statistical methods’ in the analysis of these objectives. Only students with at least 30 days of attendance are included in the calculations, as the US Department of Education has determined these students receive the necessary dosage of the 21st CCLC program to show impacts. No students meeting the definition of ‘regular participant’ with necessary comparison data were excluded from the analyses, with all students on whom data were submitted being included. Any discrepancy between the number of regularly participating students and the number of students included within the analysis is secondary to missing data and/or insufficient data for comparison. Data could be missing for any number of reasons, including students that were not enrolled during the assessment period(s) or students that refused to complete the assessment(s). Overall, when possible, all students were included in the data collection and analysis process. There were no overall data quality issues with the data submitted for review, with any metric-specific issues or issues with completeness of data detailed previously in this section of the summative report and/or under each individual metric below.

---

## *CONTINUOUS ASSESSMENT*

The agency has demonstrated a commitment to creating and supporting the highest quality of educational programs. As part of this commitment, the program used a process



of continuous improvement for all operations, services, and outcomes associated with 21st CCLC. The cornerstone of continuous improvement is a logical process of planning, data collection, analysis, reporting, and refining. Ongoing evaluation followed the Continuous Improvement Model (CIM), a quality-based approach used within educational settings and particularly effective for reducing achievement gaps between student subgroups (an unfortunate fact impacting the targeted schools and students). The model focused upon individualized student, staffing, and operational assessment - using both formal (e.g., surveys) and informal (e.g., meetings) techniques to guide incremental changes within ongoing services, adopt or adapt ways to improve and measure outcomes, discontinue or adapt activities that have limited value, and increase emphasis on program objectives and outcomes. With the support of the evaluator, the 21st CCLC program collected and analyzed most data at least twice per year and compared the obtained data using within-subjects comparison methods to determine individual changes within students, classrooms, and/or sites. The process for sharing and distributing information is an integral part of the Continuous Improvement Model. Distribution occurred at three levels: (1) administrators, (2) staff members, and (3) stakeholders. As part of continuous improvement, at least monthly meetings and/or teleconferences were held within the program (through professional development processes described earlier in this report), wherein data trends and operations were reviewed with a focus on program improvement and immediate refinement of the 21st CCLC program. Data were also utilized by the program director and teachers during regular meetings to help tailor program offerings to the needs and progress of individual students.

---

### ***PROGRESS TOWARDS OBJECTIVES: DETERMINATION***

The Florida Department of Education (FLDOE) and the United States Department of Education (USED) requires all 21st CCLC programs to indicate progress towards attaining each of the individualized objectives and associated metrics. In order to assess objective progress, the FLDOE established a “star system” that provides an indication of whether the program met the stated objectives. Programs that meet or exceed an established benchmark is provided “5 Stars” for that metric, with lower performance receiving lower numbers of stars depending on overall performance. Ratings for each metric and objective are provided in the overview and analysis below.

---

*Program Objective 1: 55% of regularly participating students will improve to a satisfactory English Language Arts grade or above, or maintain a high grade across the program year.*

- **Content Area:** Academic - English Language Arts/Writing
- **Objective Grade Level:** Middle School
- **Benchmark:** 55%
- **Measure and Data Collected:** Course Grades in Reading / Ela
- **Data Collection Timeline:** Each Academic Quarter
- **Success Criteria:** Maintain an A/B grade or improve from a grade of C to B or a grade of D/F to C (or grading scale equivalents)
- **Number of Participants Measured:** 148
- **Number of Participants Meeting Success Criteria:** 102 (68.9%)
- **Objective Progress Rating: 5 Stars (Meets or Exceeds Benchmark)**
- **Programmatic Recommendations and Rationale:** No changes needed. For the next operational year, the program is encouraged to continue providing the same level of reading and writing activities offered to all students in the program. If needed, the program may benefit from identifying those students with the lowest academic performance and, when possible, providing direct instruction in reading and writing for these identified students.
- **Rationale (NM-C):** The Tampa After School All Stars (Memorial) 21st CCLC program reported ELA grades on a total of 148 regularly participating middle-school students that attended at least one day during the 2017-2018 academic year. Assessment of ELA grades compared first, second, or third quarter ELA grades (using second quarter only if the student did not have first-quarter grades, and using third-quarter only if the student did not have second quarter grades) and fourth quarter ELA grades (the FLDOE requires students to have fourth quarter grades to be considered for analysis). Overall, using the required comparison method for grades developed by the FLDOE for newer 21st CCLC programs, a total of 102 out of 148 regularly participating middle-school students with comparison grades (68.9%) demonstrated improved knowledge based on their ELA-grade performance from the first-available grading period to the final grading period of the 2017-2018 academic year (e.g., from Q1 to Q4, Q2 to Q4, or Q3 to Q4). However, if including 'maintenance' of average grades as meeting



the objective (which many would consider acceptable to demonstrate knowledge gain over the course of an academic year), then a total of 113 middle-school students would have demonstrated maintenance or improvement (76.4% of the regularly participating students with comparison grades).

- **Data Collection and Evaluation Recommendations and Rationale:** The Tampa After School All Stars (Memorial) 21st CCLC program should continue collecting ELA grades, as proposed, for the next the academic year. The program should collect grades from all grading periods and for all middle-school students that have attended the program, even if they stop attending (particularly if they attend at more than 29 days during the next program year).
- **Rationale:** Course grades are integral to both the FLDOE evaluation requirement and for reporting to the US Department of Education for middle-school students. As one of the only metrics for 21st CCLC programs under the Government Performance and Results Act, such data help demonstrate the progress of 21st CCLC programs across the country. Overall, the Tampa After School All Stars (Memorial) 21st CCLC program reported ELA grades on a total of 147 regularly participating middle-school students that attended at least one day during the academic year - 98.0% of the 150 middle-school students attending the program during of the 2017-2018 academic year. Data submitted by the program included 3 students with missing ELA grades (i.e., having grades from only one of two comparison grading periods) and no academic-year participating students without any ELA grades reported.

---

*Program Objective 2: 55% of regularly participating students will improve to a satisfactory mathematics grade or above, or maintain a high grade across the program year.*

- **Content Area:** Academic - Mathematics
- **Objective Grade Level:** Middle School
- **Benchmark:** 55%
- **Measure and Data Collected:** Course Grades in Mathematics
- **Data Collection Timeline:** Each Academic Quarter
- **Success Criteria:** Maintain an A/B grade or improve from a grade of C to B or a grade of D/F to C (or grading scale equivalents)

- **Number of Participants Measured:** 148
- **Number of Participants Meeting Success Criteria:** 95 (64.2%)
- **Objective Progress Rating: 5 Stars (Meets or Exceeds Benchmark)**
- **Programmatic Recommendations and Rationale:** The program is encouraged to continue with the changes made during the continuous improvement process following the formative evaluation recommendations. The should continue to enhance the mathematics component of the overall program, which can include direct instruction in mathematics and/or additional integration of math activities within the current curriculum and project-based learning plans. While mathematics is one of the hardest elements to incorporate into a hands-on, engaging, and exciting after school program, it is imperative the program continue with those changes already implemented to provide a stronger or more targeted mathematics components.
- **Rationale (NM-C):** The Tampa After School All Stars (Memorial) 21st CCLC program reported mathematics grades on a total of 148 regularly participating middle-school students that attended at least one day during the 2017-2018 academic year. Assessment of mathematics grades compared first, second, or third quarter mathematics grades (using second quarter only if the student did not have first-quarter grades, and using third-quarter only if the student did not have second quarter grades) and fourth quarter mathematics grades (the FLDOE requires students to have fourth quarter grades to be considered for analysis). Overall, using the required comparison method for grades developed by the FLDOE for newer 21st CCLC programs, a total of 95 out of 148 regularly participating middle-school students with comparison grades (64.2%) demonstrated improved knowledge based on their mathematics-grade performance from the first-available grading period to the final grading period of the 2017-2018 academic year (e.g., from Q1 to Q4, Q2 to Q4, or Q3 to Q4). However, if including 'maintenance' of average grades as meeting the objective (which many would consider acceptable to demonstrate knowledge gain over the course of an academic year), then a total of 118 middle-school students would have demonstrated maintenance or improvement (79.7% of the regularly participating students with comparison grades).
- **Data Collection and Evaluation Recommendations and Rationale:** The Tampa After School All Stars (Memorial) 21st CCLC program should continue collecting mathematics grades, as proposed, for the next the academic year. The



program should collect grades from all grading periods and for all middle-school students that have attended the program, even if they stop attending (particularly if they attend at more than 29 days during the next program year).

- **Rationale:** Course grades are integral to both the FLDOE evaluation requirement and for reporting to the US Department of Education for middle-school students. As one of the only metrics for 21st CCLC programs under the Government Performance and Results Act, such data help demonstrate the progress of 21st CCLC programs across the country. Overall, the Tampa After School All Stars (Memorial) 21st CCLC program reported mathematics grades on a total of 147 regularly participating middle-school students that attended at least one day during the academic year - 98.0% of the 150 middle-school students attending the program during of the 2017-2018 academic year. Data submitted by the program included 3 students with missing mathematics grades (i.e., having grades from only one of two comparison grading periods) and no academic-year participating students without any mathematics grades reported.

---

*Program Objective 3: 55% of regularly participating students will improve to a satisfactory science grade or above, or maintain a high grade across the program year.*

- **Content Area:** Academic - Science
- **Objective Grade Level:** Middle School
- **Benchmark:** 55%
- **Measure and Data Collected:** Course Grades in Science
- **Data Collection Timeline:** Each Academic Quarter
- **Success Criteria:** Maintain an A/B grade or improve from a grade of C to B or a grade of D/F to C (or grading scale equivalents)
- **Number of Participants Measured:** 148
- **Number of Participants Meeting Success Criteria:** 101 (68.2%)
- **Objective Progress Rating:** 5 Stars (Meets or Exceeds Benchmark)
- **Programmatic Recommendations and Rationale:** No changes needed. For the next operational year, the program is encouraged to continue providing the same level of hands-on science activities offered to all students in the program.



- **Rationale (NM-C):** The Tampa After School All Stars (Memorial) 21st CCLC program reported science grades on a total of 148 regularly participating middle-school students that attended at least one day during the 2017-2018 academic year. Assessment of science grades compared first, second, or third quarter science grades (using second quarter only if the student did not have first-quarter grades, and using third-quarter only if the student did not have second quarter grades) and fourth quarter science grades (the FLDOE requires students to have fourth quarter grades to be considered for analysis). Overall, using the required comparison method for grades developed by the FLDOE for newer 21st CCLC programs, a total of 101 out of 148 regularly participating middle-school students with comparison grades (68.2%) demonstrated improved knowledge based on their science-grade performance from the first-available grading period to the final grading period of the 2017-2018 academic year (e.g., from Q1 to Q4, Q2 to Q4, or Q3 to Q4). However, if including 'maintenance' of average grades as meeting the objective (which many would consider acceptable to demonstrate knowledge gain over the course of an academic year), then a total of 122 middle-school students would have demonstrated maintenance or improvement (82.4% of the regularly participating students with comparison grades).
- ***Data Collection and Evaluation Recommendations and Rationale:*** The Tampa After School All Stars (Memorial) 21st CCLC program should continue collecting science grades, as proposed, for the next the academic year. The program should collect grades from all grading periods and for all middle-school students that have attended the program, even if they stop attending (particularly if they attend at more than 29 days during the next program year).
- ***Rationale:*** Course grades are integral to both the FLDOE evaluation requirement and for reporting to the US Department of Education for middle-school students. As one of the only metrics for 21st CCLC programs under the Government Performance and Results Act, such data help demonstrate the progress of 21st CCLC programs across the country. Overall, the Tampa After School All Stars (Memorial) 21st CCLC program reported science grades on a total of 146 regularly participating middle-school students that attended at least one day during the academic year - 97.3% of the 150 middle-school students attending the program during of the 2017-2018 academic year. Data submitted by the program included 4 students with missing science grades (i.e., having grades from only one of two comparison grading periods) and no academic-year participating students without any science grades reported.





*Program Objective 4: 85% of regularly participating students enrolled in Algebra I will pass the Algebra I End-of-Course (EOC) exam.*

- **Content Area:** Academic Benchmarks - Algebra I End-Of-Course Exam
- **Objective Grade Level:** Middle School
- **Benchmark:** 85%
- **Measure and Data Collected:** Algebra I End-Of-Course Examination (Eoc)
- **Data Collection Timeline:** Annual Metric (End-of-Year Only)
- **Success Criteria:** Attain an Achievement Level 3 or higher on the Florida Standards Assessment - Algebra I EOC assessment.
- For Mid-Year - Progress monitoring, students are on track or making progress to meet standard of success.
- **Number of Participants Measured:** 10
- **Number of Participants Meeting Success Criteria:** 5 (50.0%)
- **Objective Progress Rating: 2 Stars (Some Progress)**
- **Programmatic Recommendations and Rationale:** The program is encouraged to continue with the changes made during the continuous improvement process following the formative evaluation recommendations. The should continue to enhance the mathematics component of the overall program, which can include direct instruction in mathematics and/or additional integration of math activities within the current curriculum and project-based learning plans. While mathematics is one of the hardest elements to incorporate into a hands-on, engaging, and exciting after school program, it is imperative the program continue with those changes already implemented to provide a stronger or more targeted mathematics components.
- **Rationale:** The program is approaching this benchmark and additional emphasis on this subject area is not warranted. The program should not decrease the focus currently provided to this subject, as it could negatively impact the program's ability to meet this metric in the next year of operations. Should the program determine a need to increase focus on this subject, it should be done in such a way that other subject areas are not negatively impacted. Striking a balance in afterschool programs can be difficult, but the program seems to be doing well,



based on data submitted for evaluation. The 21st CCLC program collected Algebra I End-of-Course (EOC) examination scores on all students who were enrolled in Algebra I during the 2017-2018 academic year. As per data submitted, the program enrolled a total of 10 regularly participating students took Algebra I, with 5 (50%) passing the Algebra I EOC with a score of Level 3 or better. While the program did not meet this metric, it is important to note that a very low number of students took the Algebra I EOC, such that a single student has a significant impact on the overall progress on this metric. The program should still consider the proposed changes, but there must be some understanding that the program would have met this metric had only three more students passed the Algebra I EOC.

- ***Data Collection and Evaluation Recommendations and Rationale:*** No Changes Needed. Continue collecting all student-level academic data, as required by the FLDOE and the United States Department of Education.
- ***Rationale:*** All student data are provided directly to the program evaluator under a formal data sharing agreement. The program was successful in providing student academic data on the vast majority of students, such that no changes are needed for the next year of operations. The program is reminded as to the importance of these data and to ensure all four quarters of grades, all prior-year FSA and FCAT scores, and all current year FSA, FCAT, and EOC scores are collected for analysis and submission to the FLDOE and US Department of Education (in aggregate).

---

***Program Objective 5: 75% of regularly participating students will increase their physical activity as measured by curriculum-based assessment.***

- ***Content Area:*** Personal Enrichment - Health & Nutrition
- ***Objective Grade Level:*** Middle School
- ***Benchmark:*** 75%
- ***Measure and Data Collected:*** Pre-Mid-Post Assessment of Physical Fitness
- ***Data Collection Timeline:*** Summer, Fall, Winter, Spring (Pre-Mid-Post)
- ***Success Criteria:*** Students meeting this objective will either (1) maintain their level of performance/knowledge from pre-test to post-test or (2) improve their



level of performance/knowledge. Students who decrease their performance are considered to have not met this objective.

- **Number of Participants Measured:** 145
- **Number of Participants Meeting Success Criteria:** 145 (100.0%)
- **Objective Progress Rating: 5 Stars (Meets or Exceeds Benchmark)**
- **Programmatic Recommendations and Rationale:** No changes needed. The program is encouraged to continue providing the strong physical fitness and wellness programming already provided to all students. Although meeting this objective, the program should not reduce the focus or time provided for health and nutrition.
- **Rationale:** The program collected self-reported performance-based pre-mid-post assessments in physical activity from a total of 145 out of 150 regularly participating middle school students (96.7%) during the course of the 2017-2018 program year (Summer 2017 and Academic Year 2017-2018). While additional students may have had some assessment scores, this analysis only considers students with at least 30 days of attendance (regular participants) and at least one complete pre-mid-post comparison set of scores. Of these 145 students, a total of 145 regularly participating middle school students (100%) demonstrated achievement of this self-reported performance-based objective on at least one of the physical activity pre-mid-post assessments provided during the course of the program year (e.g., summer pre-post, academic-year pre-mid, academic-year mid-post, or academic-year pre-post). Achievement of this objective required an individual student to either maintain or improve their self-reported performance from pre-to-post, pre-to-mid, and/or mid-to-post assessments for at least one pairing with which they were assessed (e.g., if the student improved in from mid-test to post-test but declined from pre-test to post-test, they would still be considered to have improved for the purposes of this metric assessment). Summer pre-post assessments were included if the program was in operation and provided such assessments. Maintaining a score of 'zero' is not considered success for this metric.
- **Data Collection and Evaluation Recommendations and Rationale:** No Changes Needed
- **Rationale:** The program implemented an assessment timeline for pre-post data collection during the 2017-2018 program year, which was effective and well-

received. While some students did not have comparable scores, this was primarily secondary to them entering and leaving the program before comparison scores could be collected. There was no pattern to the students missing data (e.g., no site was more problematic, no grade level was more problematic, etc.). The program should continue to collect data according to the new timeline and ensure all students receive pre-post assessments if they are enrolled during the identified testing window. The program should ensure a pre-mid-post assessment is provided during the summer, Fall, Winter, and Spring - for a total of one pre-post (summer) and one pre-mid-post assessments. Students attending from August to November should receive the Fall Pre-Test, December through March for the Winter Mid-Test, and April to May for the Spring Post-Test. Students not enrolled during these periods should have ""Not Enrolled"" entered into the master student database. Program absence is not a sufficient excuse for not testing a student, as per FLDOE rules for 21st CCLC programs.

---

*Program Objective 6: 75% of regularly participating students will increase their engagement in career exploration as measured by perceptual survey (student).*

- **Content Area:** Dropout Prevention & College/Career Readiness
- **Objective Grade Level:** Middle School
- **Benchmark:** 75%
- **Measure and Data Collected:** Pre-Post Assessment of Engagement in Career Exploration
- **Data Collection Timeline:** Summer, Fall, Spring (Pre-Post)
- **Success Criteria:** Students meeting this objective will either (1) maintain their level of performance/knowledge from pre-test to post-test or (2) improve their level of performance/knowledge. Students who decrease their performance are considered to have not met this objective.
- **Number of Participants Measured:** 149
- **Number of Participants Meeting Success Criteria:** 148 (99.3%)
- **Objective Progress Rating: 5 Stars (Meets or Exceeds Benchmark)**
- **Programmatic Recommendations and Rationale:** As recommended at mid-year, the 21st CCLC program is encouraged to expand the focus on career



exploration activities, potentially requiring a substantial increase in focus on this component. Rather than increasing stand-alone career exploration activities, the program may consider being more outright with the career exploration activities and incorporating this into more of the project-based learning plans. The program should strive to include greater depth of exploration of careers associated with the various projects provided, thus increasing student engagement in career exploration. This can take the form of having a 'Career Explorer' section of every project - where students discuss and learn about careers associated with the project topic (e.g., different engineers, programmers, doctors, etc.). Regardless of the method chosen, the program should be cautious about adding additional career exploration activities or components that detract from the academic activities. While the program has already worked towards enhancing this component, the program is encouraged to continue efforts towards such enhancement, particularly as this is one of the most unique aspects of the program.

- ***Rationale:*** The program collected engagement-based pre-post assessments in career exploration from a total of 149 out of 150 regularly participating middle-school students (99.3%) during the course of the 2017-2018 program year (Summer 2017 and Academic Year 2017-2018). While additional students may have had some assessment scores (e.g., only pre-test or only post-test), this analysis only considers those students who have attended the program at least 30 days and with at least one complete pre-post comparison set of scores for comparison. Of these 149 students, a total of 148 regularly participating middle-school students (99.3%) demonstrated achievement of this engagement-based objective on at least one of the career exploration pre-post assessments provided during the course of the program year. Achievement of this objective requires an individual student to either maintain or improve their engagement from pre-test to post-test in at least one pairing with which they were assessed (e.g., if the student improved in the Fall pre-post pairing and declined in the Spring pre-post pairing, they would still be considered to have improved for the purposes of this metric assessment). Maintaining a score of 'zero' is not considered a success for this metric.
- ***Data Collection and Evaluation Recommendations and Rationale:*** No Changes Needed
- ***Rationale:*** The program implemented an assessment timeline for pre-post data collection during the 2017-2018 program year, which was effective and well-

received. While some students did not have comparable scores, this was primarily secondary to them entering and leaving the program before comparison scores could be collected. There was no pattern to the students missing data (e.g., no site was more problematic, no grade level was more problematic, etc.). The program should continue to collect data according to the new timeline and ensure all students receive pre-post assessments if they are enrolled during the identified testing window. The program should ensure a pre-mid-post assessment is provided during the summer, Fall, Winter, and Spring - for a total of one pre-post (summer) and one pre-mid-post assessments. Students attending from August to November should receive the Fall Pre-Test, December through March for the Winter Mid-Test, and April to May for the Spring Post-Test. Students not enrolled during these periods should have ""Not Enrolled"" entered into the master student database. Program absence is not a sufficient excuse for not testing a student, as per FLDOE rules for 21st CCLC programs.

---

*Program Objective 7: 40% of regularly participating family members will increase their involvement in student education as measured by perceptual survey (parent).*

- **Content Area:** Adult Family Services - Parental Involvement
- **Objective Grade Level:** Middle School
- **Benchmark:** 40%
- **Measure and Data Collected:** Adult Literacy Performance Survey (Alps)
- **Data Collection Timeline:** By Event
- **Success Criteria:** The metric will include the end-of-year parent satisfaction survey provided by the FLDOE within the summative report. However, the program has implemented a more continuous data collection process to ensure the program is meeting parent and family needs throughout the program year. As such, the Adult Literacy Performance Survey (ALPS) was adopted and provided to parents after most family literacy events. Success is measured by the proportion of all parents completing the survey indicating they 'agree' or 'strongly agree' with the items from the ALPS pertaining to whether the information provided at the adult family member services (1) would be useful in helping their family and child(ren); (2) would increase their involvement in their child's education; and/or (3) helped them understand the importance of education. Those



endorsing all questions as 'neutral', 'disagree', and/or 'strongly disagree' are considered to have not met this metric.

- **Number of Participants Measured:** 71
- **Number of Participants Meeting Success Criteria:** 61 (85.9%)
- **Objective Progress Rating: 5 Stars (Meets or Exceeds Benchmark)**
- **Programmatic Recommendations and Rationale:** The program is strongly encouraged to develop a detailed plan for increasing parent and adult family member participation in literacy events and adult activities. This could be a written plan and/or list of ideas for engaging adult family members and increasing involvement. The program is strongly reminded to review the approved grant application and ensure the provision of the number of adult literacy events proposed (and to reach out to the FLDOE PDS to ensure the events provided meet requirements to be counted as the minimum proposed).
- **Rationale:** While the ALPS might suggest achievement of this objective, additional activities and/or more tailored topics would help enhance these services for all adult caregivers and supporters of the students. It appears the program either did not collect data from or did not hold a sufficient number of adult literacy events over the course of the program year. The program should strive to provide the number of events proposed. The events do not need to be held for a full hour after the program ends, but can be held for 30-45 minutes at the end of the program (parents can come early) or can even be held twice in the same day (one event, split times - such as the 45 minutes before the program ends and the 45 minutes after it ends). Most importantly, the program must consider how these events would benefit the family and student (not just whether it 'checks a box' for grant requirements). Given the outstanding focus on parents and families from within the overall district system, it likely that holding a sufficient number of events and ensuring they are knowledge-based will have significant positive impacts on the families and students attending the program.
- The 21st CCLC program collected adult performance data using the Adult Literacy Performance Survey (ALPS), which was to be administered to all attending parents at the conclusion of each adult literacy event throughout the 2017-2018 program year. The ALPS is composed of seven questions aligned with the 21st CCLC program's focus on adult literacy and knowledge-building events, with each specific question being detailed in the corresponding section of the summative evaluation report. According to data submitted by the program at the



end of the operational year, the program was able to collect a total of 71 completed ALPS, which are anonymous and are not connected to individual students. A single adult could complete multiple surveys over the course of several events, though would not complete more than one per event. In looking at all 71 ALPS completed during the 2017-2018 program year, a total of 61 surveys (85.9%) indicated progress towards this metric. More specifically, data reported by the program indicated that 73.2% of adults felt the information provided was useful in helping their family and child(ren); 62.0% of adults felt the information provided would increase their involvement in their child's education; and 76.1% of adults felt the literacy event helped them understand the importance of education.

- ***Data Collection and Evaluation Recommendations and Rationale:*** The project should continue collecting data using the Adult Literacy Performance Survey (ALPS). The program is also encouraged to collect attendance data for adult family members (by student and by event), thus helping show which students have adult family members engaged in the program and their education.
- ***Rationale:*** This is the primary measure for adult performance in the 21st CCLC program. As such, collection and entry of these data are critical. It appears the program is collecting this data from some of the attending parents/adults. If adult family members attend the event but refuse to provide the survey or complete the survey, the program may wish to enter the adult onto the spreadsheet without data and enter a note that they ""refused"". Each adult attending the event should receive a survey (not one per student, but one per adult attending the event - so mom, dad, and grandmother would EACH get a survey). The ALPS should be provided after any event involving a knowledge-based activity for parents (e.g., financial literacy, computer literacy, parenting literacy, etc.).
- The program is encouraged to collect and enter data on the number of adults family members attending 21st CCLC events by student and by event.
- ***Rationale:*** Adult attendance data are recorded for each student, such that one adult can be counted multiple times if they are representing multiple students (e.g., if three siblings have their mother at an adult literacy event, then all three students would be counted as having an adult at the event, although it is only one adult).



## Section 11

## LESSONS LEARNED AND RECOMMENDATIONS

Overall, the Tampa After-School All-Stars (Memorial) 21st CCLC Program has fully implemented the project-based learning plans, academic enrichment, and personal enrichment activities proposed in the approved grant application. Tampa After-School All-Stars progressed towards all program objectives that could be assessed during the program year, as based on the objective-rating system developed by the Florida Department of Education. More specifically, the Tampa After-School All-Stars (Memorial) 21st CCLC program met or exceeded the proposed benchmarks in six out of seven objectives (85.7%). Because of the unique challenges associated with developing a strong and diverse 21st CCLC program, results presented in this summative report should be viewed as reflecting a “work in progress” for the current program year, rather than a final outcome. It is believed that the findings and recommendations within this report will help guide the future efforts of Tampa After-School All-Stars toward enhancing the program and furthering progress towards stated goals and objectives. Within the model of continuous program improvement, several recommendations for further enhancing the Tampa After-School All-Stars (Memorial) 21st CCLC program are provided. These are not considered “weaknesses,” as the program is already focused on addressing many of these challenges and/or implementing these recommendations. Rather, this section serves to document 'growth edges,' or those areas where the program is planning or should plan to focus additional attention during the next operational year.

It is important that Tampa After-School All-Stars review the entire report, as some recommendations are made within individual sections, but are not repeated under this section. Unlike the recommendations made in the prior sections, the following recommendations are more critical and/or require more guidance than was possible in the prior sections. All recommendations are carefully considered and are only included if they will either help the program make greater impact on students and/or will bring the program into compliance with the rules, regulations, and/or requirements of the Florida Department of Education and the US Department of Education.

---

## LESSONS LEARNED

The Tampa After-School All-Stars (Memorial) 21st CCLC program is led by a team of dedicated and experienced individuals at the program and site level. Tampa After-School All-Stars worked to develop and implement a strong program – staffing the project with motivated teachers and staff members who engaged the students and piqued student interest in the topics being taught. The following provides the program’s most salient ‘lessons learned’, as evidenced by program interviews and evaluation site visits.

### *Lesson Learned: Establish Tradition and Presence*

The Tampa After-School All-Stars (Memorial) 21st CCLC program learned that one of the most effective methods for gaining community support is to have a strong community presence and a proven tradition of services focused on the children and their families. The program focused on what students needed and built upon relationships with the families. This provided Tampa After-School All-Stars with the community presence needed to build a strong staff to support the 21st CCLC program.

### *Lesson Learned: Develop Strong Curriculum and Activities*

The Tampa After-School All-Stars (Memorial) 21st CCLC Program learned that a good curriculum can help with the effective implementation of a structured afterschool program, particularly when the program relies upon the assistance of certified teachers. The teachers used by the program are amazing, but they are also amazing in their own classrooms (this is why they were hired to work with 21st CCLC). Unfortunately, this means they are also sometimes overworked and overburdened with the demands of the regular school day, such that they do not have time to devote to writing new project-based learning plans and lesson plans every day or week. The Tampa After-School All-Stars (Memorial) 21st CCLC program learned that providing a high quality curriculum to these teachers, designed for implementation afterschool, can truly strengthen the program and improved the quality of life for the teachers and staff. The teachers are able to ‘tweak’ the curriculum to the needs of the students and their interests, but they did not have to ‘reinvent the wheel’ every day to be effective in the program.

### *Standardized Program Expectations*

The Tampa After-School All-Stars (Memorial) 21st CCLC program has learned that establishing an outstanding set of expectations for the program helps to provide for consistency across all staff members, students, and parents in all program activities.



Having clearly written rules and expectations were best provided in separate 'manuals' for program staff, parents, and students. Through such manuals, parents are well-educated that the program is federally funded and that there are strict expectations for their children to remain as participants, students are educated as to appropriate behavior and expectations in the program, and staff members are aware of the goals and objectives of the 21st CCLC program.

---

## ***RECOMMENDATIONS FOR IMPROVEMENT***

### ***Improve Average Daily Attendance***

The Tampa After-School All-Stars (Memorial) 21st CCLC program experienced some difficulty with achieving the proposed level of student services, as indicated by the average daily attendance reported to the Florida Department of Education and the External Evaluator. The 21st CCLC Program proposed to serve a specific number of students per day of operation, and the program should increase focus on ensuring this level of student services is achieved throughout the program year. Tampa After-School All-Stars is encouraged to first work towards increasing enrollment well above the number of students needed to meet daily attendance numbers, then developing a plan to increase the retention and daily attendance of those students already enrolled. It may be necessary for the program to consider new projects, new staffing plans, or new strategies to help encourage enrolled students to attend the program more regularly (or attract new students into the program). Tampa After-School All-Stars may face funding reductions and/or other punitive ramifications from the Florida Department of Education due to the lower-than-expected attendance of 21st CCLC students – and the program is encouraged to review the daily attendance requirements for the 2018-2019 program year, wherein the FLDOE requires the program to have 95% attendance by the middle of the year to avoid mid-year budget reductions. It is likely necessary to over-enroll the program, and it may be necessary to create an emergency staffing plan for instances when more students attend than staffing allows, which can include substitutes and/or the site coordinator overseeing a group of students for the day. As per the FLDOE, having some days where the program is minimally understaffed is not considered an issue of compliance (e.g., a program with 1:20 ratios might have 1:21 on a day when more students attend than expected), though the program should be careful to ensure such understaffing is not a regular occurrence. Tampa After-School All-Stars should also ensure all agency policies, local regulations, and state laws are consulted and followed in terms of staffing and student ratios. If the program cannot accommodate more

students, then the program should consult with their assigned Program Development Specialist at the FLDOE for options.

### *Improve Regular Student Attendance*

As defined by the US Department of Education, it is reasonable to assume that regular attendees are more likely to represent those students who have received a sufficient "dose" of the 21st CCLC programming for it to have a positive impact on academic and/or behavioral outcomes. The US Department of Education defines 'regular attendees' as those attending at least 30 days of programming. As of the end of the 2018-2019 program year, the 21st CCLC Program found some challenges in retaining student participants – achieving a lower-than-desired rate of regular attendees compared to total enrollment. In general, any proportion over 50% suggests successful retention and student engagement. The program is encouraged to explore the reasons why such a large percentage of students have either left the program or have not attended on a regular basis (e.g., they may only attend on Mondays). If necessary, the program should consider procedural or programmatic changes to increase the overall rate of regular participation. It is likely that increased and regular attendance results in more positive academic and behavioral outcomes.

### *Increase Focus on Integrated Mathematics Activities*

The Tampa After-School All-Stars (Memorial) 21st CCLC program is encouraged to consider additional focus on mathematics to better impact the math achievement levels of participating students. The program is providing mathematics activities through several project-based learning plans, but the program did not fully meet the approved objective benchmarks for the 21st CCLC mathematics objectives. As such, in order to meet the proposed objectives, the program may need to provide additional focus on mathematics. This may involve additional time on direct-instruction math activities for those students at the lowest performance levels, integration of additional remediation activities for all students, enhanced mathematics components within existing projects, or development of mathematics-focused projects (generally for older students). The program is cautioned about integrating mathematics activities or components where they do not naturally 'fit' into project-based learning plans (e.g., some projects are science-focused and mathematics activities would be out-of-place), as students are generally very sensitive to disjointed activities and may have reduced motivation or engagement. Rather, the program should integrate mathematics where it fits into projects, or consider developing projects that have a focused mathematics component (e.g., students could create and play their own math-based board games, older students can use measurement



and architecture to make a blueprint of the school, etc.) Regardless of the how the Tampa After-School All-Stars (Memorial) 21st CCLC Program increases focus, is important for the program to carefully weigh additional mathematics focus with time for the other academic objectives, as focus in one area necessarily decreases focus in another. It is certainly not recommended that the program refocus activities to mirror the school day (which would likely increase the observed changes to grades, but goes against the FLDOE requirements for project-based activities).

### ***Enhance Career Exploration Integration***

The Tampa After-School All-Stars (Memorial) 21st CCLC program is encouraged to consider being more focused with the career exploration activities and incorporating this into more of the project-based learning plans. The approved objective related to this metric is focused on the impact of the 21st CCLC program on student's core academic skills and engagement in career exploration. Based on the assessment data submitted, the program is encouraged to consider being more outright with the career exploration activities and incorporating these into more of the project-based learning plans. This can take the form of having a 'Career Explorer' section of every project - where students discuss and learn about careers associated with the project topic (e.g., different engineers, programmers, doctors, etc.). Naming the section and focusing on careers will help students realize they are actually exploring careers in the program (thus, help demonstrate engagement). This has been discussed with Tampa After-School All-Stars through on-site visits and debriefings led by the evaluator, and the program is already working to implement these recommendations.

### ***Improve Adult Family Member Participation***

Although Tampa After-School All-Stars (Memorial) 21st CCLC program strived to provide adult family member activities that would attract most of the adult family members of actively participating 21st CCLC students, the number of students with adult family members engaged in 21st CCLC activities was lower than expected. While the desire may be 100% engagement, this is generally an unrealistic goal for any program, particularly those serving low-income populations where many parents work long hours or multiple jobs. Regardless, the Tampa After-School All-Stars (Memorial) 21st CCLC program is encouraged to strive towards as high of a rate as possible, and is encouraged to develop a plan for increased parent and adult family member participation in literacy events and adult activities. This should be a written plan and/or list of ideas for engaging adult family members and increasing involvement. These ideas could potentially include outreach efforts (e.g., flyers, newsletter, phone calls), parent interest survey completed



when they pick up their children (e.g., survey for them to check off what they would be interested in attending and when), and adult literacy event enhancements (e.g., food, high-interest speakers, etc.). It is noted family member involvement is very challenging in this population, and becomes even more difficult as children become more independent.

### *Enhance Administration of Multi-Point Assessments*

The Tampa After-School All-Stars (Memorial) 21st CCLC program did not fully collect the multi-point assessment data originally proposed from all participating students. The program should develop a comprehensive plan and detailed timeline for collecting multi-point assessment data from the vast majority of students, which may include use of paper-pencil assessments, group-based assessment administration, or online data collection systems. There are two primary types of multi-point assessments used by 21st CCLC program across Florida: (1) pre-post assessments and (2) pre-mid-post assessments. For pre-post assessments, the program is encouraged to implement this assessment on the following timeline: (1) Summer Pre-Test (June); (2) Summer Post-Test (July); (3) Fall Baseline (August-September); (4) Fall Post-Test (December-January); (5) Spring Pre-Test (December-January); and (6) Spring Year-End Post-Test (April-May). For pre-mid-post assessments, the program is encouraged to consider the following timeline: (1) Summer Pre-Test (June); (2) Summer Post-Test (July); (3) Fall Pre-Test (August-September); (4) Winter Mid-Test (December-January); and (5) Spring Year-End Post-Test (April-May). This timeline would result in a sufficient number of multi-point assessment pairs during the course of the year on most students (students that enter the program late in the season should not be given the pre-test, unless they will receive the majority of the programming designed to impact the tested knowledge – generally considered to be 4 weeks). The pre-mid-post assessment method is not considered to be the best method for knowledge-based objectives, but can be implemented for skills-based and continuous assessments (e.g., engagement inventories, fitness measures, oral reading fluency skills, etc.). The use of pre-mid-post assessments for knowledge-based objectives is strongly discouraged, as it can be difficult to demonstrate impact of the program and students may have a harder time remembering information from across the entire year. It is important for all multi-point assessments to be focused on information specific to the academic and/or personal enrichment lessons. The multi-point assessments must be sensitive to prevent floor and ceiling effects (not too hard and not too easy). Without multi-point assessment data on all students and all objectives, the program is unable to accurately determine the effectiveness of the Tampa After-School All-Stars (Memorial) 21st CCLC program on student knowledge and skills.





It is also important that the multi-point assessments are collected often enough to allow for a progress assessment at mid-year and the end-of-year, as required by the Florida Department of Education. While other metrics, such as grades, provide some insight into program impact, they are often confounded with other variables and are less reliable to show the impact specifically related to the Tampa After-School All-Stars (Memorial) 21st CCLC program.

<<-----End of Report----->>





If you are interested in learning more about the  
21<sup>st</sup> Century Community Learning Center Initiative at  
After-School All-Stars of Tampa Bay:

**Laura Dye**

University of South Florida  
David C. Anchin Center EDU-105  
4202 E. Fowler Ave  
Tampa, FL 33620-5650  
[Laura.Dye@afterschoolallstars.org](mailto:Laura.Dye@afterschoolallstars.org)



REPORT PREPARED BY:



*CENTER FOR ASSESSMENT, STRATEGIC PLANNING, EVALUATION AND RESEARCH*  
4110 NORTHWEST 64<sup>TH</sup> STREET ♦ GAINESVILLE, FLORIDA 32606

The 21st Century Community Learning Centers (21<sup>st</sup> CCLC) initiative is conducted with support from a grant from the Bureau of Family and Community Outreach (BFCO) within the Florida Department of Education. The overall direction of the initiative is provided by Ms. Kimberly Berry, State Director of the Florida 21<sup>st</sup> CCLC Program. Any questions regarding this report may be directed to the Center for Assessment, Strategic Planning, Evaluation and Research and [contact@casperfl.com](mailto:contact@casperfl.com).



*Report Prepared By*  
**Center for Assessment, Strategic Planning,  
Evaluation and Research (CASPER)**

**“Education is the most powerful weapon  
which you can use to change the world.”  
— Nelson Mandela**

